



2017 Anti-Doping Rule Violations (ADRVs) Report

This Report is compiled based on decisions received by WADA before 31 May 2019.

Table of Contents

	Page
Terms and Abbreviations	3
Explanations and Definitions	3
Introduction	4
Executive Summary	6
Section 1: Outcomes of 2017 AAFs¹ by Sport Category	9
Table 1 - AAF Outcomes by Sport Category.....	10
Table 2 - AAF Outcomes by Sport Category - ASOIF Sports/Disciplines.....	10
Table 3 - AAF Outcomes by Sport Category - AIOWF Sports/Disciplines.....	12
Table 4 - AAF Outcomes by Sport Category - ARISF Sports/Disciplines.....	13
Table 5 - AAF Outcomes by Sport Category - AIMS Sports/Disciplines.....	15
Table 6 - AAF Outcomes by Sport Category - IPC Sports/Disciplines.....	15
Table 7 - AAF Outcomes by Sport Category - Sports/Disciplines for Athletes with an Impairment.....	16
Table 8 - AAF Outcomes by Sport Category - Other Sports - Code Signatories.....	16
Table 9 - AAF Outcomes by Sport Category - Other Sports.....	17
Section 2: Outcomes of 2017 AAFs¹ by Testing Authority Category	19
Table 1 - AAF Outcomes by TA Category.....	20
Table 2 - AAF Outcomes by TA Category - ASOIF IFs.....	21
Table 3 - AAF Outcomes by TA Category - AIOWF IFs.....	21
Table 4 - AAF Outcomes by TA Category - ARISF IFs.....	22
Table 5 - AAF Outcomes by TA Category - AIMS IFs.....	22
Table 6 - AAF Outcomes by TA Category - MEOs.....	22
Table 7 - AAF Outcomes by TA Category - NADOs.....	23
Table 8 - AAF Outcomes by TA Category - RADOs.....	24
Table 9 - AAF Outcomes by TA Category - Other Code Signatories.....	25
Table 10 - AAF Outcomes by TA Category - Regional Sports Organizations	25
Table 11 - AAF Outcomes by TA Category – National Federations	26
Table 12 - AAF Outcomes by TA Category – Other Sports Organizations.....	26
Section 3: Report of 2017 Non-Analytical ADRVs²	27
Table 1 - Non-Analytical ADRV Cases Committed by Athletes by Sport and Nationality.....	28
Table 2 - Non-Analytical ADRV Cases Committed by Athletes by Nationality and Sport.....	30
Table 3 - Non-Analytical ADRV Cases Committed by Athlete Support Personnel by Nationality.....	32
Table 4 - Non-Analytical ADRVs by Type of Violation-Athletes and Athlete Support Personnel.....	33
Section 4: Report of 2017 Total Analytical and Non-Analytical ADRVs²	34
Table 1 - Total ADRVs from Athletes by Sport Category.....	35
Table 2 - Total ADRVs from Athletes - ASOIF Sports by Nationality.....	35
Table 3 - Total ADRVs from Athletes - AIOWF Sports by Nationality.....	42
Table 4 - Total ADRVs from Athletes - ARISF Sports by Athlete Nationality.....	43
Table 5 - Total ADRVs from Athletes - AIMS Sports by Nationality.....	45
Table 6 - Total ADRVs from Athletes - IPC Sports by Athlete Nationality.....	47
Table 7 - Total ADRVs from Athletes - Sports for Athletes with an Impairment by Nationality.....	47
Table 8 - Total ADRVs from Athletes - Other Sports - Code Signatories by Nationality.....	48
Table 9 - Total ADRVs from Athletes - Other Sports by Nationality.....	49
Table 10 - Total ADRVs from Athletes by Nationality and Sport.....	50

1 The AAFs in this Report are based on results reported by WADA-accredited Laboratories in ADAMS for samples collected between 1 January 2017 and 31 December 2017.

2 The Non-Analytical ADRVs in this Report refer to ADRVs related to World Anti-Doping Code (Code) Article 2 other than presence of a prohibited substance and based on decisions made in 2017 and received by WADA.

Terms and Abbreviations

AAF	Adverse Analytical Finding
ABP	Athlete Biological Passport
ADAMS	Anti-Doping Administration and Management System
ADRV	Anti-Doping Rule Violation
AIMS	Alliance of Independent Recognized Members of Sport
AIOWF	Association of International Olympic Winter Sports Federations
ARISF	Association of IOC Recognized International Sports Federations
ASOIF	Association of Summer Olympic International Sports Federations
ASP	Athlete Support Personnel
IF	International Federation
IPC	International Paralympic Committee
MEO	Major Event Organization
NADO	National Anti-Doping Organization
NF	National Federation
NOC	National Olympic Committee
RADO	Regional Anti-Doping Organization
TA	Testing Authority
TUE	Therapeutic Use Exemption
(R)	A discipline which is discontinued in ADAMS based on request of the governing IF, being an event under an existing discipline or being no longer necessary for administrative purposes.
-	A "dash" represents "0" (no data) in the tables.

Explanations and Definitions

Outcomes of AAFs are classified under five categories in this Report:

Medical Reasons:	Cases in which the athlete had or was granted a valid TUE that justified the presence of the prohibited substance in the athlete's sample and cases that are otherwise medically justified AAFs (low-level athletes as per the definition of Athlete in the Code ³).
No Case to Answer:	Cases closed at the results management level, excluding TUE cases. Such cases include for example: authorized route of administration for glucocorticosteroids; departure from International Standards; or cases outside of WADA's jurisdiction (including non-Code signatories).
No Sanction:	Cases in which the athlete was exonerated following the conclusion of disciplinary proceedings.
Pending:	Cases that have not yet been finalized following either the conclusion of disciplinary proceedings or at the results management level.
ADRV:	Cases for which a final decision has been rendered and a sanction (i.e., a reprimand or period of ineligibility) was imposed against the athlete following the conclusion of disciplinary proceedings.

³ The definition of 'Athlete' in the 2015 Code stipulates that "a National Anti-Doping Organization could, for example, elect to test recreational-level competitors but not to require advance TUEs." As a result, when an AAF is reported for a recreational-level athlete, the case can be closed if the athlete provides a documented medical justification for the use of the substance(s).

Introduction to the 2017 ADRVs Report

- ◆ This is the fifth year that WADA publishes the ADRVs Report. The Report illustrates doping offences committed under the World Anti-Doping Code (Code) in 2017.
- ◆ The Report includes the decisions received by WADA before 31 May 2019 of all Adverse Analytical Findings (AAFs) for which the samples were collected by Anti-Doping Organizations (ADOs) in 2017 and reported in ADAMS. This also includes Non-Analytical Anti-Doping rule violations for decisions rendered in 2017. Discrepancy from ADOs' published statistics may occur due to different reporting criteria.
- ◆ An **Analytical ADRV** refers to a violation of Code **Article 2.1** (Presence of a prohibited substance or its metabolites or markers in an athlete's sample) and is based on an AAF (otherwise known as a positive result), which indicates the presence of a prohibited substance or its metabolite(s) or of marker(s) in a urine and/or blood sample collected from an athlete and analyzed by a WADA-accredited Laboratory.
- ◆ A **Non-Analytical ADRV** is a case in which an Athlete or Athlete Support Person (coach, trainer, manager, agent, medical staff, parent, etc.) commits another type of ADRV that does not involve the detection of a prohibited substance or prohibited method in a urine or blood sample from athletes, as outlined in the 2015 Code Articles 2.2 to 2.10:
 - **Article 2.2** – Use or attempted use by an athlete of a prohibited substance or a prohibited method
 - **Article 2.3** – Evading, refusing or failing to submit to sample collection
 - **Article 2.4** – Whereabouts failures (any combination of three missed tests and/or filing failures within a 12-month period by an athlete)
 - **Article 2.5** – Tampering or attempted tampering with any part of doping control
 - **Article 2.6** – Possession of a prohibited substance or a prohibited method
 - **Article 2.7** – Trafficking or attempted trafficking in any prohibited substance or prohibited method
 - **Article 2.8** – Administration or attempted administration to any athlete in-competition of any prohibited substance or prohibited method, or administration or attempted administration to any athlete out-of-competition of any prohibited substance or any prohibited method that is prohibited out-of-competition
 - **Article 2.9** – Complicity (assisting, encouraging, aiding, abetting, conspiring, covering up or any other type of intentional complicity involving an anti-doping rule violation)
 - **Article 2.10** – Prohibited association

The ADRVs Report is divided as follows:

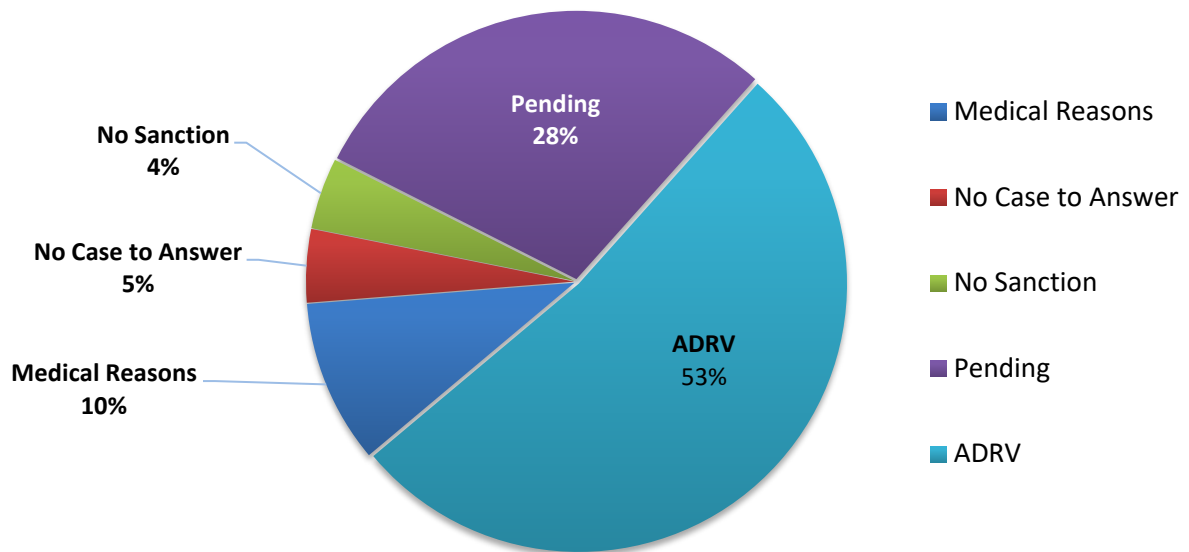
1. An **Introduction** and an **Executive Summary** which provide an overview and highlight the key observations of the 2017 ADRVs Report.
2. **Sections 1 and 2** present the results management outcomes (including ADRVs) of all AAFs detected by WADA-accredited Laboratories for samples collected from athletes in- and out-of-competition in 2017. They are presented by sport, discipline (Section 1) and testing authority (Section 2).
3. **Section 3** includes ADRVs that resulted from Non-Analytical findings committed by Athletes (presented by sport and nationality) and by Athlete Support Personnel (presented by nationality).
4. **Section 4** indicates the total number of ADRVs from Athletes in 2017, which includes AAFs that resulted in an ADRV and all Non-Analytical ADRVs. The data is presented by sport and nationality. The information is further divided into:
 - Sample type (urine or blood),
 - Type of test (in- or out-of-competition), and;
 - Athlete gender.

Executive Summary of the 2017 ADRVs Report

1. There are total of 245,232 samples that were collected by ADOs in 2017. They were analyzed by WADA-accredited Laboratories and reported in ADAMS¹. Of these samples, 2,749 samples were reported as AAFs. Based on a compilation of the information received by WADA by 31 May 2019, of the 2,749 AAFs:

- **1,459 samples** (53%) were confirmed as ADRVs (sanctions);
- **275 samples** (10%) were dismissed because of a valid medical reason;
- **123 samples** (5%) were categorized as “no case to answer” (i.e. case closed for a valid reason other than medical reasons);
- **120 samples** (4%) resulted in “no sanction” because the athlete was exonerated;
- **772 samples** (28%) were still pending.

2017 AAF Outcomes



2. Among the 1,459 ADRVs resulted from an AAF, the samples were collected from:

- **1,135 male** (78%) athletes and **324 female** (22%) athletes;
- **89 sports/disciplines**²;
- **111 nationalities**³;
- A total of **2,222 AAFs** were reported from **in-competition** which led to 1,163 ADRVs, and **527 AAFs** were reported as **out-of-competition** which led to 296 ADRVs;
- A total of **2,720 AAFs urine samples** were reported which resulted to 1,411 ADRVs, and **29 AAF blood samples** were reported which resulted to 24 ADRVs.

¹ Not including samples that are conducted by organizations in North America which are not Code Signatories and are not reported into ADAMS due to confidentiality provisions in the laboratory service contracts.

² As reported by the WADA-accredited Laboratories in ADAMS.

³ As indicated in the decisions received by WADA.

3. A total of 345 Non-Analytical ADRVs⁴ were confirmed in 2017 and involved:

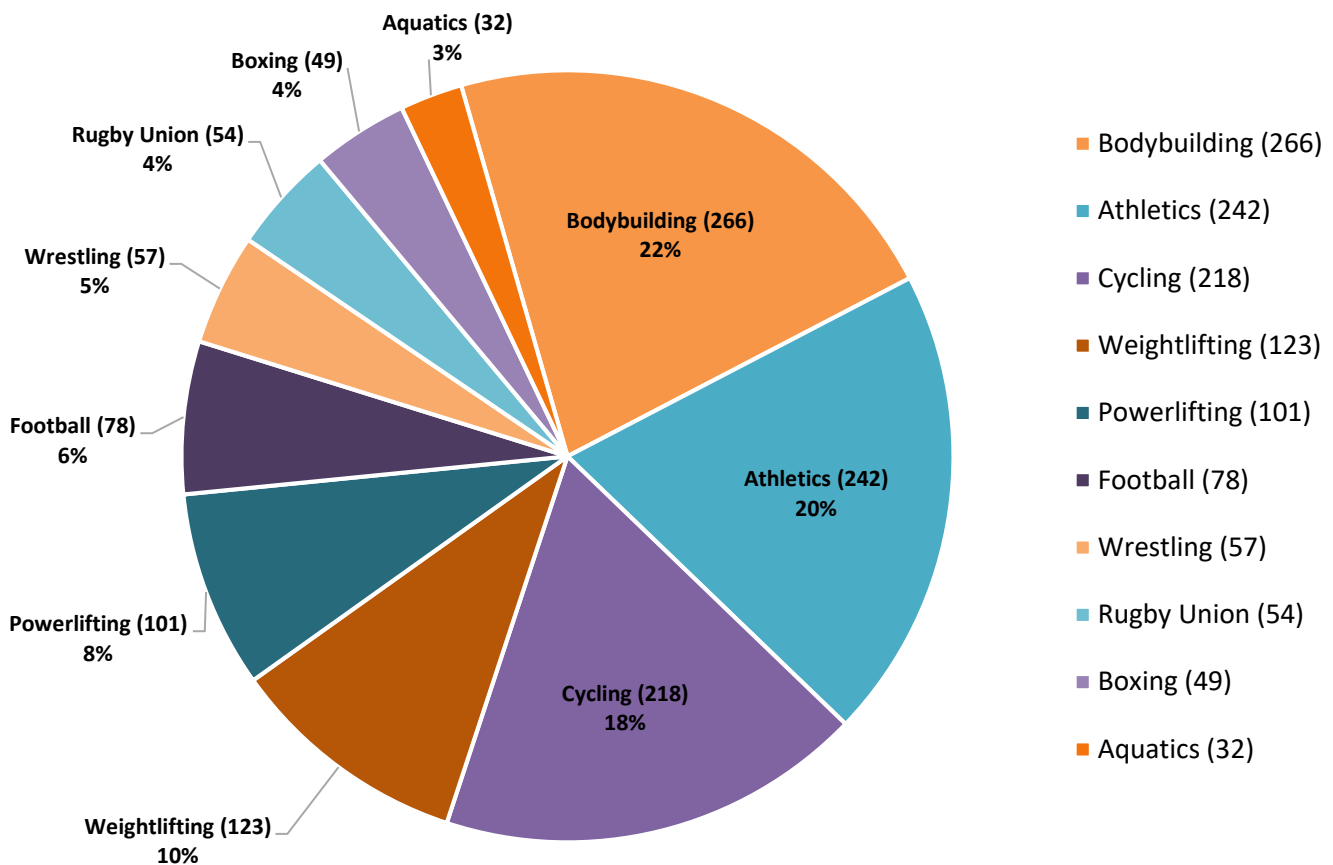
- **317 athletes** of 47 nationalities (as indicated in the decisions received by WADA) from 41 sports;
- **28 Athlete Support Personnel** of 14 nationalities (as indicated in the decisions received by WADA).

4. The total number of ADRVs (combining Analytical Findings from AAFs and Non-Analytical Findings) in 2017 are:

- **1,804 ADRVs** (1,776 from athletes and 28 from Athlete Support Personnel);
- **93 sports/disciplines** (connected to the athletes);
- **114 nationalities** (as indicated in the decisions received by WADA).

5. The sports with the highest number of ADRVs committed by athletes:

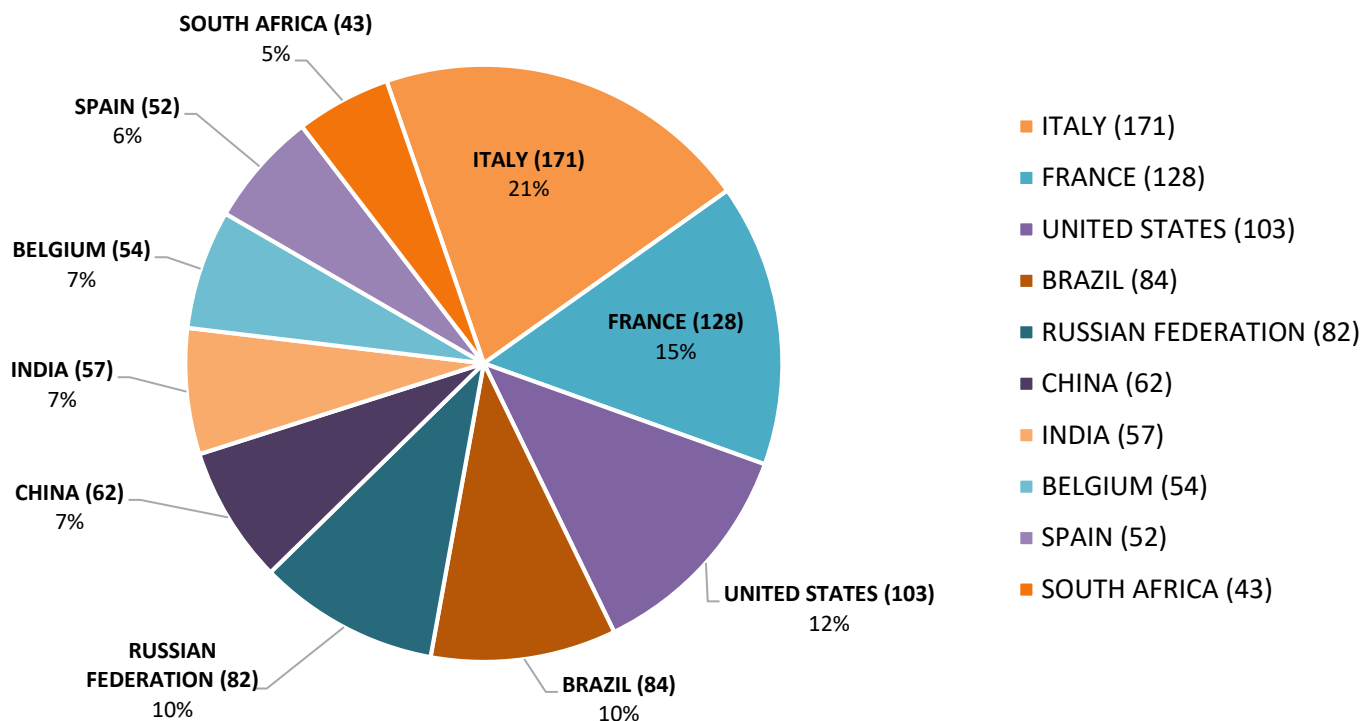
Total ADRVs - Top 10 Sports



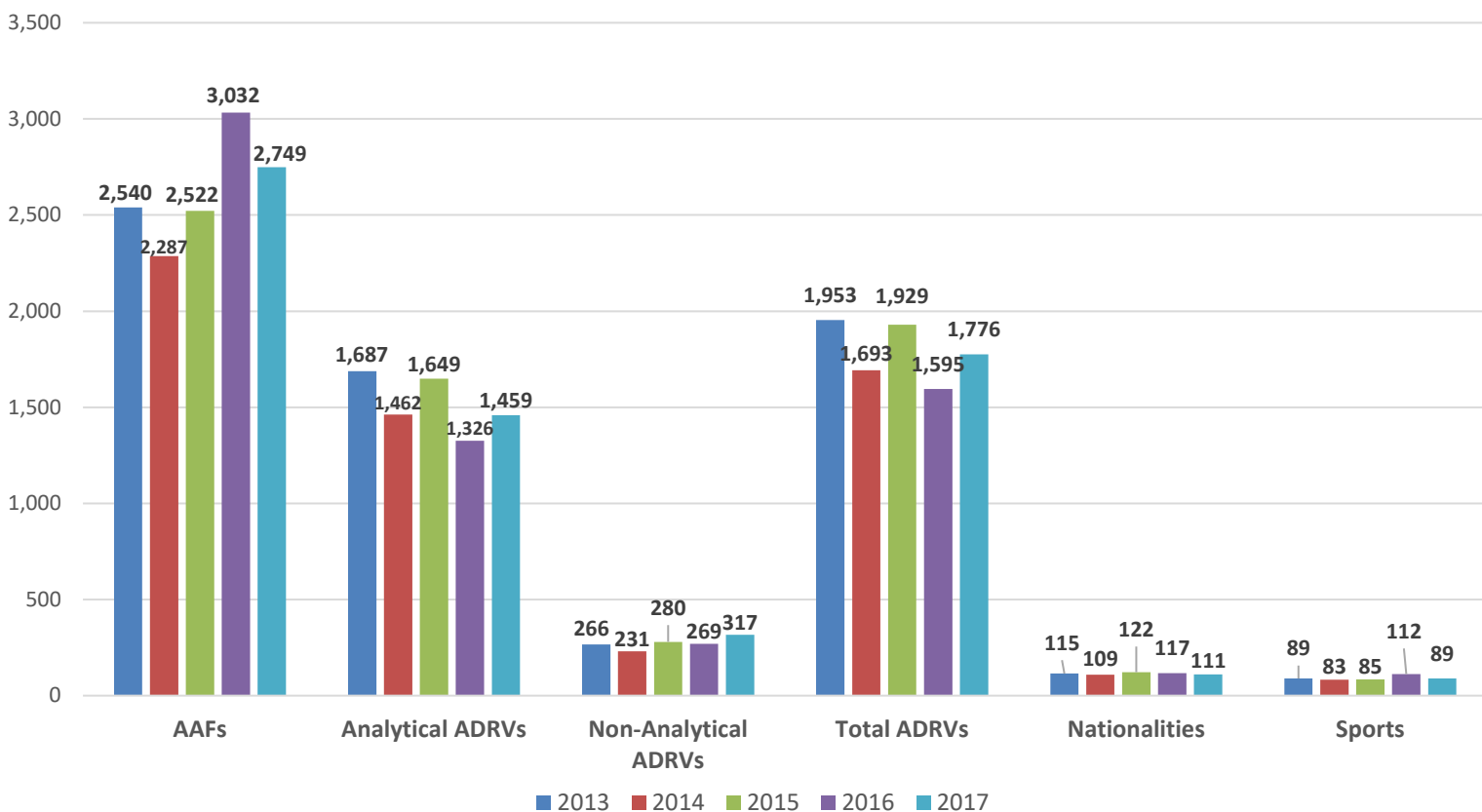
⁴ Non-analytical ADRVs in this Report refer to violations related to Articles 2.2 to 2.10 of the Code that do not involve the detection of a prohibited substance by a WADA-accredited Laboratory.

6. The athlete nationalities² with the highest number of ADRVs:

Total ADRVs - Top 10 Nationalities



7. Comparison of Years 2013 to 2017:





Section 1

Outcomes of 2017 AAFs by Sport Category

This Report is compiled based on decisions received by WADA before 31 May 2019.

Table 1 - AAF Outcomes by Sport Category*

Sport Category	Total Samples**	Total AAFs**	Medical Reasons	No Case to Answer	No Sanction	Pending	ADRV***
ASOIF	183,714	1,511	138	85	99	332	857
AIMS	7,033	536	16	6	3	186	325
OTHER****	9,241	241	32	14	3	115	77
ARISF	12,099	210	18	5	6	91	90
IMPAIRED	3,987	74	28	5	3	13	25
IPC	4,220	64	25	5	1	15	18
AIOWF	21,691	64	15	3	4	11	31
Other-Code Signatories	3,247	49	3	-	1	9	36
Grand Total	245,232	2,749	275	123	120	772	1,459

* See page 3 for details of acronyms and terms used in the Report.

** Figures as reported in 2017 Anti-Doping Testing Figures Report, including urine and blood samples in ADAMS but not ABP samples.

*** Based on each AAF which may not be the same as the number of decisions rendered. A decision may refer to multiple AAFs from the same athlete.

**** Sports connected with organizations that are not included in the categories explicitly listed in this table.

Table 2 - AAF Outcomes by Sport Category - ASOIF Sports/Disciplines*

Sport	Total Samples	Total AAFs	Medical Reasons	No Case to Answer	No Sanction	Pending	ADRV
Aquatics	15,138	64	14	1	12	10	27
Aquatics	18	1	-	-	-	1	-
Diving	846	5	1	-	1	1	2
Open Water	947	6	2	-	-	1	3
Swimming Long Distance 800m or greater	1,208	4	-	1	-	1	2
Swimming Middle Distance 200-400m	4,788	13	3	-	3	2	5
Swimming Sprint 100m or less	4,821	30	7	-	8	3	12
Water Polo	1,933	5	1	-	-	1	3
Archery	822	5	1	-	-	-	4
Archery	501	3	1	-	-	-	2
Compound	133	1	-	-	-	-	1
Recurve	188	1	-	-	-	-	1
Athletics	31,483	295	14	11	35	62	171
Athletics	446	4	-	-	-	4	-
Combined Events	1,287	9	-	-	-	5	4
Cross Country	377	4	1	1	-	1	1
Half Marathon	189	2	-	-	1	1	-
Jumps	3,426	14	-	1	3	3	7
Long Distance 3000m or greater	2	109	7	3	13	19	67
Marathon	811	16	-	-	1	3	12
Middle Distance 800-1500m	2,913	14	-	-	3	2	7
Mountain Running	268	1	1	-	-	-	-
Race Walk	595	7	-	-	1	3	3
Road Running	131	3	-	1	-	1	1
Sprint 400m or less	6,989	67	3	4	9	15	36
Throws	2	42	2	1	4	3	32
Track	5	1	-	-	-	1	-
Ultra Running	95	2	-	-	-	1	1
Badminton	1,372	1	-	-	-	1	-
Badminton	1372	1	-	-	-	1	-
Basketball	5,697	37	1	-	4	8	24
3 on 3	83	1	-	-	-	1	-
Basketball	5,614	36	1	-	4	7	24
Boxing	4,036	75	1	2	1	29	42
Boxing	4136	75	1	2	1	29	42
Canoe/Kayak	3,945	25	2	-	3	2	18
Canoe Slalom	772	3	-	-	1	-	2
Freestyle	104	1	-	-	-	1	-
Long Distance 1000m	914	6	-	-	1	-	5
Marathon	89	1	-	-	-	-	1
Middle Distance 500m	900	4	-	-	-	-	4
Sprint 200m	979	9	1	-	1	1	6
Wildwater	79	1	1	-	-	-	-
Cycling	23,575	280	40	31	4	35	170
Artistic	41	2	-	-	-	-	2
BMX	565	8	-	-	-	1	7
Cycling	480	3	-	-	-	3	-
Cyclo-Cross	1,172	12	1	2	-	3	6
Mountain Bike	2,693	22	3	1	-	4	14
Road	14,753	204	24	25	4	19	132
Track	27	1	1	-	-	-	-
Track Endurance	1,747	15	8	1	-	-	6
Track Sprint	1,984	13	3	2	-	5	3

* Sports/Disciplines as reported by laboratories in ADAMS in 2017. Only sports/disciplines with AAF results are listed in the table. Therefore, the total samples for the sport may be larger than the sum of the listed disciplines.

Table 2 - AAF Outcomes by Sport Category - ASOIF Sports/Disciplines* (continued)

Sport	Total Samples	Total AAFs	Medical Reasons	No Case to Answer	No Sanction	Pending	ADRV
Equestrian	434	6	-	-	-	5	1
Dressage	92	1	-	-	-	1	-
Endurance	48	1	-	-	-	-	1
Eventing	79	4	-	-	-	4	-
Fencing	1,529	6	1	-	1	-	4
Epee	565	1	-	-	-	-	1
Foil	445	3	1	-	1	-	1
Sabre	488	2	-	-	-	-	2
Field Hockey	1,476	8	1	1	-	-	6
Field Hockey	1333	7	1	1	-	-	5
Indoor	143	1	-	-	-	-	1
Football	37,118	167	10	15	10	62	70
Beach Football	92	1	-	-	-	-	1
Football	36,158	159	10	15	10	60	64
Futsal	7	7	-	-	-	2	5
Golf	389	4	-	-	1	2	1
Golf	389	4	-	-	1	2	1
Gymnastics	2,187	15	6	-	1	1	7
Acrobatic	142	1	1	-	-	-	-
Aerobic	114	1	-	-	-	-	1
Artistic	1,220	7	4	-	1	1	1
Rhythmic	413	5	-	-	-	-	5
Trampoline	271	1	1	-	-	-	-
Handball	3,505	24	-	2	-	8	14
Indoor	3,456	24	-	2	-	8	14
Judo	3,968	53	6	2	3	16	26
Judo	3,970	53	6	2	3	16	26
Modern Pentathlon	588	2	-	-	-	-	2
Modern Pentathlon	588	2	-	-	-	-	2
Rowing	4,417	23	4	1	2	6	10
Rowing	4,417	23	4	1	2	6	10
Rugby Union	7,631	78	4	7	1	22	44
Fifteens	5763	64	3	5	1	17	38
Rugby Union	85	3	-	-	-	3	-
Sevens	1,783	11	1	2	-	2	6
Sailing	567	3	-	-	1	-	2
Laser-R	18	1	-	-	-	-	1
Sailing	476	2	-	-	1	-	1
Shooting	1,541	13	2	-	4	2	5
Shooting	876	9	2	-	-	2	5
Shotgun	213	4	-	-	4	-	-
Table Tennis	842	3	1	-	1	-	1
Table Tennis	842	3	1	-	1	-	1
Taekwondo	1,984	12	-	-	-	2	10
Poomsae	153	2	-	-	-	1	1
Sparring	1,620	8	-	-	-	-	8
Taekwondo	223	2	-	-	-	1	1
Tennis	5,959	31	8	4	-	6	13
Tennis	5,959	31	8	4	-	6	13
Triathlon	3,681	24	5	1	1	6	11
Aquathlon	11	1	-	-	-	-	1
Cross Triathlon	17	1	1	-	-	-	-
Duathlon	194	3	1	-	-	1	1
Long Distance	48	1	1	-	-	-	-
Triathlon	3,400	18	2	1	1	5	9
Volleyball	4,382	21	1	-	5	5	10
Beach	680	4	1	-	1	1	1
Volleyball	3,684	17	-	-	4	4	9
Weightlifting	10,570	155	8	4	8	25	110
Weightlifting	10,570	155	8	4	8	25	110
Wrestling	4,878	81	7	3	1	17	52
Freestyle	869	14	2	-	-	2	10
Grappling	21	2	-	-	-	-	2
Greco-Roman	828	11	1	1	-	1	8
Pankration	10	1	-	-	-	-	1
Traditional Wrestling	197	9	-	-	-	8	1
Women's Freestyle	340	1	-	-	-	-	1
Wrestling	2,603	43	5	2	1	6	29
Grand Total	183,714	1,511	137	85	99	332	855

* Sports/Disciplines as reported by laboratories in ADAMS in 2017. Only sports/disciplines with AAF results are listed in the table. Therefore, the total samples for the sport may be larger than the sum of the listed disciplines.

Table 3 - AAF Outcomes by Sport Category - AIOWF Sports/Disciplines*

Sport	Total Samples	Total AAFs	Medical Reasons	No Case to Answer	No Sanction	Pending	ADRV
Biathlon	2,343	1	-	-	-	-	1
Biathlon	2,343	1	-	-	-	-	1
Bobsleigh	1,522	10	4	1	-	-	5
Bobsleigh	1110	5	-	-	-	-	5
Skeleton	412	5	4	1	-	-	-
Curling	472	1	-	-	1	-	-
Curling	472	1	-	-	1	-	-
Ice Hockey	3,992	29	8	-	1	6	14
Ice Hockey	3,992	29	8	-	1	6	14
Luge	488	2	-	-	1	-	1
Luge	488	2	-	-	1	-	1
Skating	5,113	6	1	-	1	1	3
Figure Skating	867	3	1	-	-	-	2
Speed Skating 1500m or less	1,403	2	-	-	1	-	1
Speed Skating greater than 1500m	1,229	1	-	-	-	1	-
Skating	7,761	15	2	2	-	4	7
Alpine	1669	2	1	-	-	1	-
Cross-Country	2,971	9	-	1	-	3	5
Freestyle	1,155	1	-	-	-	-	1
Snowboard	888	3	1	1	-	-	1
Grand Total	21,691	64	15	3	4	11	31

* Sports/Disciplines as reported by laboratories in ADAMS in 2017. Only sports/disciplines with AAF results are listed in the table. Therefore, the total samples for the sport may be larger than the sum of the listed disciplines.

Table 4 - AAF Outcomes by Sport Category - ARISF Sports/Disciplines*

Sport	Total Samples	Total AAFs	Medical Reasons	No Case to Answer	No Sanction	Pending	ADRV
Air Sports	62	2	2	-	-	-	-
Hang Gliding & Paragliding	5	1	1	-	-	-	-
Rotorcraft	1	1	1	-	-	-	-
American Football	622	19	-	-	-	6	13
American Football	622	19	-	-	-	6	13
Automobile Sports	358	6	-	-	-	2	4
Automobile Sports	245	3	-	-	-	1	2
Karting	28	1	-	-	-	1	-
Rally	76	2	-	-	-	-	2
Bandy	118	1	-	-	-	1	-
Bandy	118	1	-	-	-	1	-
Baseball	1,039	46	3	-	1	34	8
Baseball	1,039	46	3	-	1	34	8
Basque Pelota	45	2	1	-	-	1	-
Basque Pelota	45	2	1	-	-	1	-
Billiards Sports	201	8	1	-	-	4	3
Billiards	92	3	-	-	-	2	1
Pool	53	4	-	-	-	2	2
Snooker	46	1	1	-	-	-	-
Boules Sports	162	5	-	-	-	5	-
Boules Sports	14	1	-	-	-	1	-
Petanque	77	4	-	-	-	4	-
Bowling	174	3	1	1	-	-	1
Bowling	160	3	1	1	-	-	1
Bridge	33	5	1	-	-	2	2
Bridge	33	5	1	-	-	2	2
Cheer	69	6	1	-	-	5	-
Cheer	69	6	1	-	-	5	-
Chess	102	2	-	-	-	1	1
Chess	102	2	-	-	-	1	1
Cricket	1,300	6	-	2	-	1	3
Cricket	1,284	6	-	2	-	1	3
DanceSport	334	3	-	-	-	-	3
DanceSport	208	1	-	-	-	-	1
Latin	55	2	-	-	-	-	2
Floorball	423	4	1	-	-	3	-
Floorball	423	4	1	-	-	3	-
Karate	1,030	10	1	-	-	4	5
Karate	1,037	10	1	-	-	4	5
Lifesaving	327	4	-	-	-	2	2
Lifesaving	34	1	-	-	-	1	-
Ocean	93	1	-	-	-	-	1
Pool	200	2	-	-	-	1	1
Motorcycle Racing	433	9	-	-	1	3	5
Enduro	33	2	-	-	-	-	2
Motocross	144	1	-	-	1	-	-
Motorcycle Racing	76	2	-	-	-	-	2
Road Racing	38	1	-	-	-	1	-
Speedway	59	1	-	-	-	-	1
Supercross	4	1	-	-	-	1	-
Supermoto	24	1	-	-	-	1	-
Mountaineering and Climbing	183	1	-	-	-	-	1
Ice Climbing	44	1	-	-	-	-	1
Muaythai	453	22	-	-	-	9	13
Muaythai	453	22	-	-	-	9	13
Orienteering	374	4	1	-	-	2	1
Mountain Bike Orienteering	45	1	-	-	-	1	-
Orienteering	171	1	-	-	-	1	-
Ski Orienteering	43	1	-	-	-	-	1
Trail Orienteering	2	1	1	-	-	-	-
Powerboating	39	3	-	-	-	1	2
Aquabike	7	1	-	-	-	1	-
Circuit	27	1	-	-	-	-	1
Offshore	5	1	-	-	-	-	1
Racquetball	64	1	-	-	-	-	1
Racquetball	64	1	-	-	-	-	1

* Sports/Disciplines as reported by laboratories in ADAMS in 2017. Only sports/disciplines with AAF results are listed in the table. Therefore, the total samples for the sport may be larger than the sum of the listed disciplines.

Table 4 - AAF Outcomes by Sport Category - ARISF Sports/Disciplines* (continued)

Sport	Total Samples	Total AAFs	Medical Reasons	No Case to Answer	No Sanction	Pending	ADRV
Roller Sports	1,167	10	1	2	3	-	4
Alpine & Downhill	18	1	-	1	-	-	-
Hockey	180	2	1	-	-	-	1
Inline Hockey (R)	87	2	-	-	-	-	2
Inline Speed Skating Distance greater than 1000m	342	1	-	-	-	-	1
Inline Speed Skating Sprint 1000m or less	348	2	-	1	1	-	-
Rink Hockey (R)	44	2	-	-	2	-	-
Ski Mountaineering	157	2	2	-	-	-	-
Ski Mountaineering	157	2	2	-	-	-	-
Sport Climbing	265	1	-	-	1	-	-
Speed	61	1	-	-	1	-	-
Squash	307	3	2	-	-	-	1
Squash	307	3	2	-	-	-	1
Sumo	114	1	-	-	-	-	1
Sumo	114	1	-	-	-	-	1
Surfing	183	2	-	-	-	-	2
Surfing	146	2	-	-	-	-	2
Tug of War	136	1	-	-	-	-	1
Tug of War	136	1	-	-	-	-	1
Underwater Sports	517	8	-	-	-	2	6
Finswimming Open Water	44	1	-	-	-	-	1
Finswimming Pool	306	4	-	-	-	1	3
UW Orienteering	20	2	-	-	-	-	2
UW Rugby	47	1	-	-	-	1	-
Waterskiing	268	4	-	-	-	-	4
Cable Wakeboard	22	3	-	-	-	-	3
Racing Water Ski	66	1	-	-	-	-	1
Wushu	413	6	-	-	-	3	3
Sanda	273	6	-	-	-	3	3
Grand Total	12,099	210	17	5	6	91	90

* Sports/Disciplines as reported by laboratories in ADAMS in 2017. Only sports/disciplines with AAF results are listed in the table. Therefore, the total samples for the sport may be larger than the sum of the listed disciplines.

Table 5 - AAF Outcomes by Sport Category - AIMS Sports/Disciplines*

Sport	Total Samples	Total AAFs	Medical Reasons	No Case to Answer	No Sanction	Pending	ADRV
Bodybuilding	1,301	292	1	1	2	93	195
Bodybuilding	823	218	-	1	2	70	145
Fitness	478	74	1	-	-	23	50
Darts	63	8	-	-	-	3	5
Darts	63	8	-	-	-	3	5
Draughts	21	1	-	-	-	1	-
Draughts	21	1	-	-	-	1	-
Ju-Jitsu	211	7	-	-	-	5	2
Ju-Jitsu	211	7	-	-	-	5	2
Kickboxing	733	45	2	5	-	13	25
Full Contact	61	3	-	-	-	1	2
K1 Rules	48	3	-	-	-	2	1
Kick Light	12	1	-	-	-	1	-
Kickboxing	562	29	1	4	-	8	16
Low Kick	22	3	-	-	-	1	2
Pancrace	16	6	1	1	-	-	4
Minigolf	52	2	-	-	-	2	-
Minigolf	52	2	-	-	-	2	-
Powerlifting	3,802	172	13	-	1	63	95
Bench Press	143	7	-	-	1	1	5
Force Athletique	362	15	-	-	-	2	13
Powerlifting	2	150	13	-	-	60	77
Sambo	308	4	-	-	-	2	2
Sambo	308	4	-	-	-	2	2
Savate	45	1	-	-	-	1	-
Savate	31	1	-	-	-	1	-
Sport Fishing	46	4	-	-	-	3	1
Fly Sport Fishing	5	1	-	-	-	1	-
Fresh Water Sport Fishing	13	2	-	-	-	2	-
Sport Fishing	22	1	-	-	-	-	1
Grand Total	7,033	536	16	6	3	186	325

Table 6 - AAF Outcomes by Sport Category - IPC Sports/Disciplines*

Sport	Total Samples	Total AAFs	Medical Reasons	No Case to Answer	No Sanction	Pending	ADRV
Para-Alpine Skiing	246	4	3	-	1	-	-
Para-Alpine Skiing	246	4	3	-	1	-	-
Para-Athletics	1,627	20	9	1	-	8	2
Jumps	152	1	1	-	-	-	-
Long Distance 3000m and greater	146	2	-	-	-	1	1
Middle Distance 800-1500m	201	4	4	-	-	-	-
Para-Athletics	98	2	-	-	-	2	-
Sprint 400m or less	521	6	-	1	-	4	1
Throws	443	5	4	-	-	1	-
Para-Biathlon	72	1	-	1	-	-	-
Para-Biathlon	72	1	-	1	-	-	-
Para-Cross Country Skiing	474	1	-	1	-	-	-
Sprint/Short Distance	116	1	-	1	-	-	-
Para-DanceSport	7	1	-	-	-	1	-
Para-DanceSport	7	1	-	-	-	1	-
Para-Ice Hockey	166	3	2	-	-	1	-
Para-Ice Hockey	164	3	2	-	-	1	-
Para-Powerlifting	707	21	-	2	-	5	14
Para-Powerlifting	705	21	-	2	-	5	14
Para-Snowboard	95	2	2	-	-	-	-
Para-Snowboard	95	2	2	-	-	-	-
Para-Swimming	738	9	8	-	-	-	1
Middle Distance 200-400m	231	5	4	-	-	-	1
Sprint 100m or less	419	4	4	-	-	-	-
Shooting Para Sport	53	2	1	-	-	-	1
Shooting Para Sport	53	2	1	-	-	-	1
Grand Total	4,220	64	25	5	1	15	18

* Sports/Disciplines as reported by laboratories in ADAMS in 2017. Only sports/disciplines with AAF results are listed in the table. Therefore, the total samples for the sport may be larger than the sum of the listed disciplines.

Table 7 - AAF Outcomes by Sport Category - Sports/Disciplines for Athletes with an Impairment

Sport	Total Samples	Total AAFs	Medical Reasons	No Case to Answer	No Sanction	Pending	ADRV
Aquatics	221	3	-	1	1	-	1
CISS Swimming Middle Distance 200-400m	78	1	-	-	1	-	-
CISS Swimming Sprint 100m or less	83	2	-	1	-	-	1
Archery	105	3	1	-	-	-	2
Para-Archery	105	3	1	-	-	-	2
Athletics	334	4	-	-	-	1	3
CISS Long Distance 3000m and greater	39	1	-	-	-	-	1
CISS Sprint 400m or less	81	1	-	-	-	-	1
INAS Long Distance 3000m and greater	1	1	-	-	-	1	-
INAS Middle Distance 800-1500m	12	1	-	-	-	-	1
Basketball	175	4	-	-	1	1	2
Wheelchair Basketball	132	4	-	-	1	1	2
Boccia	100	3	1	-	-	-	2
Para-Boccia	100	3	1	-	-	-	2
CP Football	21	1	-	-	-	1	-
CP Football	21	1	-	-	-	1	-
Curling	98	6	6	-	-	-	-
Wheelchair Curling	85	6	6	-	-	-	-
Cycling	727	17	10	1	-	-	6
Para-Cycling Road	533	15	9	1	-	-	5
Para-Cycling Track Endurance	62	2	1	-	-	-	1
Fencing	95	1	-	-	-	1	-
Wheelchair Fencing	95	1	-	-	-	1	-
Football	85	1	-	-	-	-	1
CISS Football	76	1	-	-	-	-	1
Football 5-a-Side	51	4	1	-	-	-	3
Para-Football 5-a-side	51	4	1	-	-	-	3
Goalball	123	4	1	1	-	2	-
Goalball	123	4	1	1	-	2	-
Handball	64	1	1	-	-	-	-
CISS Handball	55	1	1	-	-	-	-
Judo	117	4	-	1	-	3	-
Para-Judo	102	4	-	1	-	3	-
Para-Athletics	9	1	-	-	-	1	-
Throws	443	1	-	-	-	1	-
Powerlifting	5	1	-	-	-	-	1
IBSA Powerlifting	5	1	-	-	-	-	1
Rowing	88	1	1	-	-	-	-
Para-Rowing	88	1	1	-	-	-	-
Rugby Union	101	4	1	-	-	3	-
Wheelchair Rugby	101	4	1	-	-	3	-
Sitting Volleyball	194	3	2	-	-	-	1
Sitting Volleyball	194	3	2	-	-	-	1
Table Tennis	177	1	-	1	-	-	-
Para-Table Tennis	141	1	-	1	-	-	-
Taekwondo	154	2	1	-	-	-	1
Para-Taekwondo-Kyorugi	115	2	1	-	-	-	1
Tennis	309	2	2	-	-	-	-
Wheelchair Tennis	284	2	2	-	-	-	-
Triathlon	158	3	-	-	1	-	2
Para-Triathlon	158	3	-	-	1	-	2
Grand Total	3,987	74	28	5	3	13	25

Table 8 - AAF Outcomes by Sport Category - Other Sports - Code Signatories

Sport	Total Samples	Total AAFs	Medical Reasons	No Case to Answer	No Sanction	Pending	ADRV
Arm Wrestling	191	19	-	-	-	3	16
Arm Wrestling	191	19	-	-	-	3	16
Bowls	32	1	-	-	-	-	1
Bowls	32	1	-	-	-	-	1
Karate	54	1	-	-	-	-	1
Karate	1,037	1	-	-	-	-	1
Kettlebell Lifting	55	2	-	-	-	2	-
Kettlebell Lifting	55	2	-	-	-	2	-
Kurash	64	1	-	-	-	-	1
Kurash	64	1	-	-	-	-	1
Rugby League	1,571	15	-	-	-	2	13
Rugby League	1,571	15	-	-	-	2	13
Taekwondo	235	2	-	-	1	1	-
ITF Taekwondo	223	2	-	-	1	1	-
Triathlon	1,022	8	3	-	-	1	4
Ironman	1,022	8	3	-	-	1	4
Grand Total	3,247	49	3	-	1	9	36

* Sports/Disciplines as reported by laboratories in ADAMS in 2017. Only sports/disciplines with AAF results are listed in the table. Therefore, the total samples for the sport may be larger than the sum of the listed disciplines.

Table 9 - AAF Outcomes by Sport Category - Other Sports

Sport	Total Samples	Total AAFs	Medical Reasons	No Case to Answer	No Sanction	Pending	ADRV
American Football	424	15	8	-	-	-	7
University	424	15	8	-	-	-	7
Aquatics	383	7	4	-	-	1	2
Military Swimming Middle Distance 200-400m	43	2	1	-	-	-	1
Military Swimming Sprint 100m or less	57	2	2	-	-	-	-
University Swimming Sprint 100m or less	61	3	1	-	-	1	1
Athletics	404	1	-	-	-	1	-
University Jumps	30	1	-	-	-	1	-
Australian Rules Football	401	1	-	1	-	-	-
Australian Rules Football	401	1	-	1	-	-	-
Baseball	893	14	-	3	-	11	-
Professional Baseball	838	13	-	3	-	10	-
University	30	1	-	-	-	1	-
Basketball	173	2	-	1	-	-	1
Professional Basketball	124	1	-	1	-	-	-
University	34	1	-	-	-	-	1
Bodybuilding	386	43	1	1	-	21	20
CrossFit	22	4	-	-	-	4	-
FISAF Fitness	8	2	-	-	-	2	-
INBA Natural Bodybuilding	135	9	-	-	-	2	7
Physique Sports	126	18	1	-	-	10	7
WNBF Natural Bodybuilding	94	10	-	1	-	3	6
Boxing	399	25	-	-	-	24	1
Boxing	4,136	6	-	-	-	6	-
Professional Boxing	226	7	-	-	-	6	1
WBA Professional Boxing	20	4	-	-	-	4	-
WBC Professional Boxing	23	2	-	-	-	2	-
WBF Professional Boxing	8	3	-	-	-	3	-
WBO Professional Boxing	12	3	-	-	-	3	-
Broomball	6	2	1	-	-	-	1
Broomball	6	2	1	-	-	-	1
Cycling	21	1	-	-	-	-	1
University Mountain Bike	3	1	-	-	-	-	1
Football	90	2	1	-	-	-	1
College	21	1	-	-	-	-	1
University	56	1	1	-	-	-	-
Golf	143	1	-	1	-	-	-
Professional Golf	130	1	-	1	-	-	-
Gymnastics	66	2	1	-	-	-	1
University Artistic	42	1	1	-	-	-	-
University Rhythmic	24	1	-	-	-	-	1
Heavy Athletics	13	1	-	-	-	-	1
Heavy Athletics	13	1	-	-	-	-	1
Horse Racing	285	9	-	-	-	9	-
Horse Racing	285	9	-	-	-	9	-
Ice Hockey	98	2	1	-	-	-	1
University	77	2	1	-	-	-	1
Jet-Ski	9	3	2	-	-	-	1
Jet-Ski	9	3	2	-	-	-	1
Jiu-Jitsu	49	1	-	-	-	1	-
Jiu-Jitsu	49	1	-	-	-	1	-
Ju-Jitsu	1	1	-	-	-	1	-
Ju-Jitsu	211	1	-	-	-	1	-
Kabaddi	156	1	-	-	-	1	-
Kabaddi	156	1	-	-	-	1	-
Kempo	33	2	-	-	-	2	-
Kempo	33	2	-	-	-	2	-
Kickboxing	25	1	-	-	-	-	1
IKF-Kickboxing	25	1	-	-	-	-	1
Kung Fu	19	3	-	-	-	-	3
Kung Fu	19	3	-	-	-	-	3
Longue Paume	6	3	-	-	-	-	3
Longue Paume	6	3	-	-	-	-	3

* Sports/Disciplines as reported by laboratories in ADAMS in 2017. Only sports/disciplines with AAF results are listed in the table. Therefore, the total samples for the sport may be larger than the sum of the listed disciplines.

Table 9 - AAF Outcomes by Sport Category - Other Sports (continued)

Sport	Total Samples	Total AAFs	Medical Reasons	No Case to Answer	No Sanction	Pending	ADRV
Mixed Martial Arts	2,691	70	12	5	3	29	21
Mixed Martial Arts	340	32	2	1	-	26	3
UFC	126	1	-	-	-	-	1
UFC BantamWeight	373	9	8	-	-	-	1
UFC Featherweight	269	2	1	1	-	-	-
UFC Flyweight	193	2	-	-	1	-	1
UFC Heavyweight	154	7	-	-	1	-	6
UFC Light Heavyweight	156	5	1	1	-	-	3
UFC Middleweight	258	3	-	2	-	-	1
UFC Strawweight	182	3	-	-	-	-	3
UFC Welterweight	295	6	-	-	1	3	2
Multifunctional Training	9	1	-	-	-	-	1
Multifunctional Training	9	1	-	-	-	-	1
Padel	19	1	-	-	-	-	1
Padel	19	1	-	-	-	-	1
Pencak Silat	93	2	-	-	-	1	1
Pencak Silat	93	2	-	-	-	1	1
Power Press	68	1	-	-	-	-	1
Power Press	68	1	-	-	-	-	1
Powerlifting	75	13	-	-	-	10	3
WDFPF Powerlifting	70	12	-	-	-	10	2
WPA Powerlifting	1	1	-	-	-	-	1
School Sports	64	1	-	-	-	-	1
Athletics Sprint 400m or less	12	1	-	-	-	-	1
Strongman	12	1	-	-	-	-	1
Strongman	12	1	-	-	-	-	1
Table Tennis	23	1	-	1	-	-	-
University	23	1	-	1	-	-	-
Taekwondo	65	1	-	-	-	-	1
University Sparring	50	1	-	-	-	-	1
Traditional Archery	18	1	-	-	-	-	1
Traditional Archery	18	1	-	-	-	-	1
Ultimate Fighting	24	1	-	-	-	1	-
Ultimate Fighting	24	1	-	-	-	1	-
VA'A	16	2	-	-	-	2	-
Outrigger (Sprint)	16	2	-	-	-	2	-
Volleyball	111	2	1	1	-	-	-
Military Volleyball	6	1	-	1	-	-	-
University Volleyball	24	1	1	-	-	-	-
Grand Total	9,241	241	32	14	3	115	77

* Sports/Disciplines as reported by laboratories in ADAMS in 2017. Only sports/disciplines with AAF results are listed in the table. Therefore, the total samples for the sport may be larger than the sum of the listed disciplines.



Section 2

Outcomes of 2017 AAFs by Testing Authority Category

This Report is compiled based on decisions received by WADA before 31 May 2019.

Table 1 - AAF Outcomes by TA* Category

TA Category	Total TAs	Total Samples**	Total AAFs**	Medical Reasons	No Case to Answer	No Sanction	Pending	ADRV***
National Anti-Doping Organization (NADO)	111	161,470	1,855	182	74	74	421	1,104
Member of Association of Summer Olympic International Federations (ASOIF)	28	43,389	272	51	30	16	33	142
National Federation (NF)	48	9,189	172	-	3	16	110	43
Other Sports Organization****	53	5,506	131	-	1	8	79	43
Member of Alliance of Independent recognized Members of Sport (AIMS)	19	1,401	73	6	1	1	20	45
Regional Sports Organization	48	8,712	75	1	7	1	43	23
Other Code Signatories	30	4,816	71	21	6	-	22	22
Member of Association of the IOC Recognized International Sports Federations (ARISF)	37	2,857	57	4	1	3	36	13
Member of Association of International Olympic Winter Sports Federations (AIOWF)	7	6,025	18	10	-	1	0	7
Regional Anti-Doping Organization (RADO)	15	1,230	15	-	-	-	6	9
Multi-Sport Organization and Event (MEO)	2	637	10	-	-	-	2	8
Grand Total	398	245,232	2,749	275	123	120	772	1,459

* The Testing Authority (TA) may have authorized a particular sample collection; however it might not be responsible for the results management process. Another organization (International Federation, National Anti-Doping Organization, or National Federation) may be the relevant Results Management Authority and therefore responsible for rendering a decision for a particular case.

** Figures as reported in 2017 Anti-Doping Testing Figures Report, including urine and blood samples in ADAMS but not athlete biological passport (ABP) samples.

*** Based on each AAF which may not be the same as the number of decisions rendered. A decision may refer to multiple AAFs from the same athlete.

**** Organizations that are not included in the categories explicitly listed in this table.

Table 2 - AAF Outcomes by TA Category - ASOIF IFs

ADAMS Code	TA Name	Total Samples	Total AAFs*	Medical Reasons	No Case to Answer	No Sanction	Pending	ADRV
UCI	International Cycling Union	8,953	93	23	16	1	2	51
IAAF - AIU	IAAF - Athletics Integrity Unit	7,435	37	1	3	5	13	15
IWF	International Weightlifting Federation	2,764	29	2	1	1	1	24
ITF	International Tennis Federation	5,144	27	9	4	-	5	9
FINA	International Swimming Federation	5,450	9	2	-	1	2	4
IJF	International Judo Federation	948	9	2	-	-	3	4
UWW	United World Wrestling	863	9	-	-	1	-	8
World Rugby	World Rugby	2,442	8	2	3	-	-	3
WT	World Taekwondo	834	7	1	-	-	-	6
ITU	International Triathlon Union	867	6	3	-	1	-	2
FEI	International Equestrian Federation	132	5	-	-	-	5	-
FIFA	International Federation of Football Associations	1,271	5	1	2	-	-	2
AIBA	International Boxing Association	528	4	1	-	-	-	3
FIG	International Gymnastics Federation	388	4	1	-	-	-	3
ISSF	International Shooting Sport Federation	535	4	-	-	4	-	-
FIH	International Hockey Federation	280	3	1	-	-	-	2
FISA	International Rowing Federation	366	3	-	-	-	2	1
FIVB	International Volleyball Federation	642	3	-	-	2	-	1
ICF	International Canoe Federation	360	3	1	-	-	-	2
IHF	International Handball Federation	344	2	-	1	-	-	1
FIE	International Fencing Federation	486	1	1	-	-	-	-
UIPM	International Modern Pentathlon Union	182	1	-	-	-	-	1
BWF	Badminton World Federation	700	-	-	-	-	-	-
FIBA	International Basketball Federation	896	-	-	-	-	-	-
IGF	International Golf Federation	26	-	-	-	-	-	-
ITTF	International Table Tennis Federation	177	-	-	-	-	-	-
WA	World Archery Federation	246	-	-	-	-	-	-
WS	World Sailing	130	-	-	-	-	-	-
Grand Total		43,389	272	51	30	16	33	142

Table 3 - AAF Outcomes by TA Category - AIOWF IFs

ADAMS Code	TA Name	Total Samples	Total AAFs*	Medical Reasons	No Case to Answer	No Sanction	Pending	ADRV
IIHF	International Ice Hockey Federation	696	9	1	-	1	-	7
WCF	World Curling Federation	186	6	6	-	-	-	-
IBSF	International Bobsleigh and Skeleton Federation	411	2	2	-	-	-	-
FIS	International Ski Federation	2,328	1	1	-	-	-	-
FIL	International Luge Federation	136	-	-	-	-	-	-
IBU	International Biathlon Union	860	-	-	-	-	-	-
ISU	International Skating Union	1,408	-	-	-	-	-	-
Grand Total		6,025	18	10	-	1	-	7

* As reported in the 2017 Anti-Doping Testing Figures Report, including urine and blood samples in ADAMS but not ABP samples.

Table 4 - AAF Outcomes by TA Category - ARISF IFs

ADAMS Code	TA Name	Total Samples	Total AAFs*	Medical Reasons	No Case to Answer	No Sanction	Pending	ADRV
WBSC	World Baseball Softball Confederation	293	21	-	-	-	21	-
ICU	International Cheer Union	53	5	-	-	-	5	-
WSK	World Skate	288	5	-	1	3	-	1
WBF	World Bridge Federation	11	3	1	-	-	2	-
CMSB	Bowl Sports World Confederation	13	2	-	-	-	2	-
FAI	World Air Sports Federation	37	2	2	-	-	-	-
IFMA	International Federation of Muaythai Amateur	51	2	-	-	-	-	2
IOF	International Orienteering Federation	93	2	1	-	-	-	1
WCBS	World Confederation of Billiards Sports	19	2	-	-	-	2	-
WDSF	World DanceSport Federation	73	2	-	-	-	-	2
CMAS	World Underwater Federation	160	1	-	-	-	-	1
FIA	International Automobile Federation	120	1	-	-	-	-	1
FIM	International Motorcycling Federation	121	1	-	-	-	1	-
FIPV	International Federation of Basque Pelota	29	1	-	-	-	1	-
ICC	International Cricket Council	389	1	-	-	-	-	1
IFF	International Floorball Federation	103	1	-	-	-	1	-
IFS-Sumo	International Sumo Federation	31	1	-	-	-	-	1
ILSF	International Life Saving Federation	27	1	-	-	-	1	-
IWWF	International Waterski & Wakeboard Federation	115	1	-	-	-	-	1
UIAA	International Climbing and Mountaineering Federation	45	1	-	-	-	-	1
UIM	International Powerboating Union	34	1	-	-	-	-	1
Grand Total		2,105	57	4	1	3	36	13

Table 5 - AAF Outcomes by TA Category - AIMS IFs

ADAMS Code	TA Name	Total Samples	Total AAFs*	Medical Reasons	No Case to Answer	No Sanction	Pending	ADRV
IFBB	International Federation of Bodybuilding and Fitness	160	46	-	-	-	17	29
IPF	International Powerlifting Federation	786	22	6	-	1	1	14
FIAS	International Federation of Sambo	203	1	-	-	-	-	1
FMJD	World Draughts Federation	16	1	-	-	-	1	-
JJIF	Ju-Jitsu International Federation	4	1	-	-	-	1	-
WAKO	World Association of Kickboxing Organizations	53	2	-	1	-	-	1
Grand Total		1,222	73	6	1	1	20	45

Table 6 - AAF Outcomes by TA Category - MEOs

ADAMS Code	TA Name	Total Samples	Total AAFs*	Medical Reason	No Case to Answer	No Sanction	Pending	ADRV
OCA	Olympic Council of Asia	601	10	-	-	-	2	8
Grand Total		601	10	-	-	-	2	8

* As reported in the 2017 Anti-Doping Testing Figures Report, including urine and blood samples in ADAMS but not ABP samples.

Table 7 - AAF Outcomes by TA Category - NADOs

ADAMS Code	TA Name	Total Samples	Total AAFs*	Medical Reasons	No Case to Answer	No Sanction	Pending	ADRV
AFLD-NADO	French Anti-Doping Agency	7,276	164	23	20	4	19	98
USADA	US Anti-Doping Agency	9,820	136	45	9	10	5	67
CHINADA	China Anti-Doping Agency	11,049	84	5	-	36	-	43
NADO ITALIA	Italian National Anti-Doping Agency	8,710	75	4	3	1	5	62
IND-NADO	National Anti Doping Agency -India	3,174	71	-	-	-	21	50
NADA	German National Anti-Doping Agency	14,406	62	20	5	2	8	27
ABCD	Brasilian Authority on Anti-Doping Control	5,667	59	-	4	-	6	49
UKAD	UK Anti-Doping	7,426	57	1	-	-	25	31
CCES	Canadian Centre for Ethics in Sport	3,943	56	22	2	1	-	31
IRI-NADO	I.R Iran National Anti-Doping Organization	1,149	53	-	-	-	50	3
ESP-NADO	Spain National Anti-Doping Agency	3,655	49	2	-	1	4	42
ADoP	Portugal Anti-Doping Agency	2,926	47	1	-	-	28	18
SAIDS	South African Institute for Drug-Free Sport	1,178	45	3	1	-	1	40
ASADA	Australian Sports Anti-Doping Authority	4,641	42	13	2	-	4	23
KADA	Korea Anti-Doping Agency	3,069	42	-	7	1	-	34
POLADA	Polish Anti-Dopng Agency	3,424	41	-	-	-	39	2
NADOF	NADO Flanders	2,059	39	8	2	-	3	26
RF	Swedish Sports Confederation	3,451	39	2	-	-	37	-
DCAT	Doping Control Agency of Thailand	2,781	33	-	-	-	20	13
RUSADA	Russian National Anti-Doping Organization	5,487	32	-	1	-	4	27
COL-NADO	Colombian NADO	1,591	31	1	6	2	4	18
EGY-NADO	Egyptian National Anti-doping Organization	915	31	-	-	-	2	29
TADC	Turkish Anti Doping Commission	3,700	30	-	-	-	-	30
ADAN	Netherlands Anti-Doping Authority	2,563	28	4	1	-	8	15
ANAD-Romania	Romanian National Anti-Doping Agency	3,200	28	-	-	1	5	22
BEL-CFWB	French Community of Belgium NADO	1,443	28	5	4	1	2	16
CHI-NADO	Chilean National Anti-Doping Commission	1,629	24	3	1	2	2	16
KAZ-NADO	Kazakhstan National Anti-Doping Centre	1,018	24	-	-	-	1	23
AMADA	Azerbaijan National Anti-Doping Agency (AMADA)	533	22	1	-	2	-	19
CADC	Czech Anti-Doping Committee	1,467	19	2	-	-	11	6
ARG-NADO	National Anti-Doping Commission of Argentina	1,045	17	-	-	-	3	14
HUNADO	Hungarian Anti-Doping Agency	1,593	17	-	-	-	-	17
ADD	Anti-Doping Denmark	1,498	16	5	-	-	4	7
ADNO	Anti-Doping Norway	2,434	16	6	1	-	3	6
NADC Ukraine	National Anti-doping Center of Ukraine	748	16	-	-	1	3	12
ADCH	Antidoping Switzerland	2,445	13	1	-	-	9	3
BUL-NADO	Bulgarian Anti-doping Center	777	12	-	-	-	-	12
GUA-OAD	Guatemala NADO	203	12	-	-	1	4	7
NADA Austria	National Anti-Doping Agency Austria GmbH	1,843	12	1	-	-	4	7
ADAS	Anti-Doping Agency of Serbia	613	11	-	-	-	1	10
CONAD PERU	Peru National Anti-Doping Commission	499	11	-	-	-	1	10
KSA-NADO	Saudi Arabian Antidoping Committee	999	11	-	-	1	6	4
MGL-NADO	Mongolian National Anti-Doping Organization	204	11	-	-	-	11	-
ADAK	Anti-Doping Agency of Kenya	878	10	-	-	-	-	10
ALG-NADO	Algerian National Anti-Doping Commission	194	10	-	-	-	1	9
FINCIS/FINADA	Finnish Center for Integrity in Sports/Finnish Anti-Doping Agency	2,713	10	-	-	-	8	2
MEX-NADO	Mexican National Anti-Doping Committee	157	10	-	-	1	5	4
DFSNZ	Drug Free Sport New Zealand	1,688	9	-	2	-	5	2
CUB-NADO	Cuban National Anti-Doping Agency	1,139	8	2	-	1	-	5

* As reported in the 2017 Anti-Doping Testing Figures Report, including urine and blood samples in ADAMS but not ABP samples.

Table 7 - AAF Outcomes by TA Category - NADOs (continued)

ADAMS Code	TA Name	Total Samples	Total AAFs*	Medical Reasons	No Case to Answer	No Sanction	Pending	ADRV
LTU-NADO	Lithuanian Anti-Doping Agency	133	8	-	-	-	5	3
SADA	Slovak Anti-Doping Agency	325	8	-	-	-	-	8
NGR-NADO	Nigerian National Anti-Doping Committee	30	7	-	-	-	1	6
URU-NADO	Uruguay Anti-Doping	121	7	-	-	-	2	5
BNADA	Belarus National Anti-Doping Agency	775	6	-	-	-	-	6
ALAD	Luxembourg NADO	188	5	-	-	-	-	5
CTADA	Anti-Doping Commission, Chinese Taipei Olympic Committee	218	5	-	-	-	-	5
CYADA	Cyprus Anti-Doping Authority	226	5	-	-	-	-	5
EADA	Estonian Anti-Doping Agency	301	5	-	-	-	1	4
ISR-NADO	Israeli NADO	353	5	-	-	1	3	1
JADA	Japan Anti-Doping Agency	5,043	5	-	-	1	-	4
JADO	Jordan Anti-doping Organization	125	5	-	-	-	-	5
SRI-NADO	Sri Lanka Anti Doping Agency	131	5	-	-	-	5	-
ADAMAS	Anti-Doping Agency of Malaysia	379	4	-	-	-	3	1
ISL-NADO	National Olympic and Sports Association of Iceland	142	4	-	-	-	3	1
JADCO	Jamaica Anti-Doping Commission	492	4	2	-	-	-	2
LAT-NADO	Anti-Doping department of State Sports Medicine Centre	160	4	-	-	-	2	2
QADC	Qatar Antidoping Commission	259	4	-	-	-	-	4
ANAD	National Anti-Doping Agency of Tunisia	244	3	-	1	1	-	1
BiH-NADO	Agency for Anti-Doping Control of Bosnia and Herzegovina	416	3	-	-	-	1	2
ECU-NADO	Ecuador NADO	76	3	-	-	-	-	3
ESKAN	Hellenic National Council for Combatting Doping	979	3	-	-	1	2	-
PAR-NADO	Anti-Doping Paraguay	551	3	-	-	-	1	2
BSADA	Bermuda Sport Anti- Doping Authority	82	2	-	1	-	1	-
CITA	Croatian Institute for Toxicology and Anti-Doping	735	2	-	-	1	-	1
CMA Monaco	Monaco Anti-Doping Committee	103	2	-	-	-	2	-
MLT-NADO	Anti-Doping Commission of Malta	111	2	-	-	-	-	2
NADC	National Anti-Doping Commission of Barbados	14	2	-	-	-	2	-
NADO Moldova	National Antidoping Agency of the Republic of Moldova	28	2	-	-	-	-	2
SI	Sport Ireland	1,115	2	-	-	-	1	1
ADOPak	Anti-Doping Organization of Pakistan	76	1	-	-	-	1	-
ARM-NADO	Armenian National Anti-Doping Organization	25	1	-	-	-	-	1
ETH-NADO	Ethiopian Anti doping Organization	349	1	-	1	-	-	-
MYA-NADO	Myanmar Anti-Doping Organization	2	1	-	-	-	1	-
PHI-NADO	Philippine Sports Commission	19	1	-	-	-	1	-
SMR-NADO	San Marino Standing Committee on Anti-Doping	109	1	-	-	-	-	1
VADA	Vietnam Anti-Doping & Sports Medicine Agency	41	1	-	-	-	1	-
Grand Total		159,496	1,855	182	74	74	421	1,104

Table 8 - AAF Outcomes by TA Category - RADOs

ADAMS Code	TA Name	Total Samples	Total AAFs*	Medical Reasons	No Case to Answers	No Sanction	Pending	ADRV
AFR-RADO-I	Africa Zone I RADO	474	9	-	-	-	2	7
O-RADO	Oceania RADO	158	3	-	-	-	3	-
AFR-RADO-VI	Africa Zone VI RADO	89	2	-	-	-	1	1
CAR-RADO	Caribbean RADO	74	1	-	-	-	-	1
Grand Total		795	15	-	-	-	6	9

* As reported in the 2017 Anti-Doping Testing Figures Report, including urine and blood samples in ADAMS but not ABP samples.

Table 9 - AAF Outcomes by TA Category - Other Code Signatories

ADAMS Code	TA Name	Total Samples	Total AAFs*	Medical Reasons	No Case to Answer	No Sanction	Pending	ADRV
IPC	International Paralympic Committee	1,379	21	9	2	-	4	6
FISU	International University Sport Federation	860	6	4	-	-	1	1
WTC	World Triathlon Corporation	689	6	2	-	-	1	3
WAF	World Arm Wrestling Federation	96	5	-	-	-	1	4
CISM	International Military Sports Council	199	4	3	1	-	-	-
IBSA	International Blind Sport Association	93	4	-	1	-	3	-
IMGA	International Masters Games Association	62	4	-	2	-	2	-
IWGA	International World Games Association	389	4	-	-	-	2	2
ICSD / CISS	International Committee of Sports for the Deaf	330	3	1	-	-	-	2
WPV	World Paravolley	64	3	2	-	-	-	1
IUKL	International Union of Kettlebell Lifting	32	2	-	-	-	2	-
IWAS	International Wheelchair and Amputee Sports Federation	66	2	-	-	-	2	-
IWRF	International Wheelchair Rugby Federation	21	2	-	-	-	2	-
BISFED	Boccia International Sports Federation	45	1	-	-	-	-	1
CGF	Commonwealth Games Federation	70	1	-	-	-	1	-
IFCPF	International Federation of Cerebral Palsy Football	16	1	-	-	-	1	-
IKA	Kurash International Federation	17	1	-	-	-	-	1
WKO	World Karate Organization	34	1	-	-	-	-	1
Grand Total		4,462	71	21	6	-	22	22

Table 10 - AAF Outcomes by TA Category - Regional Sports Organizations

ADAMS Code	TA Name	Total Samples	Total AAFs*	Medical Reasons	No Case to Answer	No Sanction	Pending	ADRV
ORDECA	Central American Sports Organization	456	13	-	-	-	12	1
CONMEBOL	South American Football Confederation	1,671	11	-	1	-	7	3
UEFA	Union of European Football Associations	2,623	7	-	2	-	-	5
ABBF	Asian Bodybuilding and Physique Sports Federation	5	5	-	-	-	5	-
EA	European Athletics Association	794	5	-	2	1	1	1
EBU	European Boxing Union	63	5	-	-	-	5	-
GBR-SNRL	Six Nations Rugby Limited	130	5	-	1	-	4	-
EUR-HAND	European Handball Federation	206	4	-	-	-	1	3
EJU	European Judo Union	38	3	-	1	-	-	2
AAA	Asian Athletics Association	83	2	-	-	-	1	1
AGF	Asian Gymnastics Federation	19	2	-	-	-	-	2
EAF	European Armwrestling Federation	32	2	-	-	-	-	2
EPCR	European Professional Club Rugby	116	2	-	-	-	2	-
APC	Asian Paralympic Committee	50	1	-	-	-	1	-
AVC-VB	Asian Volleyball Confederation	74	1	-	-	-	-	1
ETU	European Triathlon Union	45	1	-	-	-	-	1
EUBC	European Boxing Confederation	68	1	-	-	-	1	-
EUR-WL	European Masters Weightlifting Committee	30	1	-	-	-	1	-
JUA	Judo Union of Asia	41	1	-	-	-	-	1
LEN	European Swimming League	166	1	1	-	-	-	-
ODEBO	Bolivian Sports Organization	406	1	-	-	-	1	-
ODESUR	South American Sports Organization	103	1	-	-	-	1	-
Grand Total		7,219	75	1	7	1	43	23

* As reported in the 2017 Anti-Doping Testing Figures Report, including urine and blood samples in ADAMS but not ABP samples.

Table 11 - AAF Outcomes by TA Category - National Federations

ADAMS Code	TA Name	Total Samples	Total AAFs*	Medical Reasons	No Case to Answer	No Sanction	Pending	ADRV
CHN-NF	CHN-National Federations in China	1,606	33	-	-	7	8	18
USA-USAPL	USA Powerlifting	377	28	-	-	-	28	-
MEX-BASL	Mexican League Baseball	281	18	-	-	-	18	-
MEX-FO	Mexican Football Federation	482	16	-	2	2	11	1
BRA-CBF	Brazilian Football Confederation	1,167	14	-	-	-	3	11
DEN-DBFF	Danish Bodybuilding and Fitness Federation	9	9	-	-	-	9	-
VEN-ProBB	Venezuelan Professional Baseball League	83	5	-	-	-	5	-
CHN-COS	CHN-Colleges or Schools in China	96	4	-	-	2	-	2
CHN-FUS	CHN-Federation of University Sports of China	420	4	-	1	-	-	3
CHN-MSD	CHN-Military Sport Department in China	428	4	-	-	4	-	-
FEF	Ecuador Football Federation	690	4	-	-	-	4	-
GBR-GBPF	Great Britain Powerlifting Federation	111	4	-	-	-	4	-
GERAKLION FUND	Geraklion Fund-Fit League	18	4	-	-	-	4	-
TUR-BAS	Turkish Basketball Federation	486	3	-	-	-	2	1
BEL-CY	Royal Belgian Cycling League	181	2	-	-	-	2	-
GNBF	German Natural Bodybuilding & Fitness Federation	66	2	-	-	-	-	2
ITA-PL	Italian Powerlifting Federation	36	2	-	-	-	2	-
MLT-FOO	Malta Football Association	148	2	-	-	-	2	-
CHN-SFDP	CHN-Sport Federation of China Disabled Persons	308	1	-	-	-	-	1
ESP-BB	Spanish Federation of Bodybuilding and Fitness	5	1	-	-	-	1	-
ESP-FCF	Catalan Bodybuilding Federation	2	1	-	-	-	1	-
GBR-NPA	Natural Physique Association	8	1	-	-	-	1	-
GER-AWR	German Armwrestling Association	2	1	-	-	-	-	1
GER-TR	German Triathlon Union	104	1	-	-	-	-	1
GER-WurtFoot	Württemberg Football Association	12	1	-	-	1	-	-
IND-BCCI	Board of Control for Cricket in India	275	1	-	-	-	-	1
IRQ-WF	Iraqi Weightlifting Federation	8	1	-	-	-	-	1
ISR-FB	Israel Football Association	54	1	-	-	-	1	-
KOR-CYC	Korea Cycle Racing Association	209	1	-	-	-	1	-
MJA	Macao Judo Association	21	1	-	-	-	1	-
PAK-PL	Pakistan Powerlifting Federation	3	1	-	-	-	1	-
SKKF	Swedish Bodybuilding and Fitness Federation	8	1	-	-	-	1	-
Grand Total		7,704	172	-	3	16	110	43

Table 12 - AAF Outcomes by TA Category - Other Sports Organizations**

ADAMS Code	TA Name	Total Samples	Total AAFs*	Medical Reasons	No Case to Answer	No Sanction	Pending	ADRV
Grand Total		5,177	131	-	1	8	79	43

* As reported in the 2017 Anti-Doping Testing Figures Report, including urine and blood samples in ADAMS but not ABP samples.



Section 3

Report of 2017 Non-Analytical ADRVs¹

This Report is compiled based on decisions received by WADA before 31 May 2019.

¹ The Non-Analytical ADRVs in this Report refer to ADRVs related to World Anti-Doping Code (Code) article 2 other than presence of a prohibited substance and were based on decisions rendered in 2017 and received by WADA.

Table 1 - Non-Analytical ADRV Cases Committed by Athletes by Sport and Nationality*

Sport-Athlete Nationality	ADRV Cases
Aquatics	5
AUSTRALIA	3
CANADA	1
ROMANIA	1
Athletics	72
AUSTRALIA	1
BELGIUM	1
CHINA	2
ETHIOPIA	1
FRANCE	3
GERMANY	1
ITALY	2
JAMAICA	2
KENYA	2
LITHUANIA	1
MOROCCO	6
NORWAY	2
ROMANIA	1
RUSSIAN FEDERATION	15
SAUDI ARABIA	1
SLOVAKIA	1
SPAIN	1
SWITZERLAND	1
TURKEY	7
UKRAINE	3
UNITED ARAB EMIRATES	2
UNITED KINGDOM	3
UNITED STATES	13
Automobile Sports	4
ITALY	4
Baseball	2
NETHERLANDS	1
UNITED STATES	1
Basketball	3
AUSTRIA	1
FRANCE	1
UNITED STATES	1
Billiards	1
CROATIA	1
Bobsleigh	2
RUSSIAN FEDERATION	2

Sport-Athlete Nationality	ADRV Cases
Bodybuilding	69
BELGIUM	13
BRAZIL	1
CZECH REPUBLIC	2
FRANCE	7
ITALY	36
JAPAN	1
KENYA	1
PERU	1
POLAND	1
ROMANIA	1
SLOVAKIA	3
TURKEY	2
Boxing	7
FRANCE	2
MALTA	1
RUSSIAN FEDERATION	2
SWITZERLAND	1
UNITED KINGDOM	1
Canoe/Kayak	3
CHILE	1
JAPAN	1
SINGAPORE	1
Cricket	3
JAMAICA	1
NEW ZEALAND	2
Cycling	48
AUSTRALIA	1
AUSTRIA	2
BRAZIL	4
CHINA	1
COLOMBIA	1
FRANCE	4
ITALY	24
NETHERLANDS	1
NEW ZEALAND	1
PORTUGAL	3
SOUTH AFRICA	1
SPAIN	2
SWITZERLAND	1
UNITED STATES	2

Sport-Athlete Nationality	ADRV Cases
Darts	1
NETHERLANDS	1
Equestrian	2
FRANCE	1
ITALY	1
Fencing	1
ITALY	1
Football	8
AUSTRALIA	1
FRANCE	1
NORWAY	1
SPAIN	1
SWITZERLAND	4
Gymnastics	3
FRANCE	2
PORTUGAL	1
Handball	1
FRANCE	1
Ice Hockey	5
CROATIA	2
NEW ZEALAND	2
SWITZERLAND	1
Judo	4
AUSTRIA	1
ITALY	1
RUSSIAN FEDERATION	1
TUNISIA	1
Kickboxing	5
FRANCE	1
ITALY	1
PORTUGAL	2
RUSSIAN FEDERATION	1
Mixed Martial Arts	1
UNITED STATES	1
Modern Pentathlon	1
RUSSIAN FEDERATION	1
Mountaineering and Climbing	1
ITALY	1
Para-Athletics	1
UNITED STATES	1
Powerlifting	6
CZECH REPUBLIC	1
DENMARK	1
FRANCE	2
INDIA	1
NORWAY	1
Rowing	2
GERMANY	1
RUSSIAN FEDERATION	1

Sport-Athlete Nationality	ADRV Cases
Rugby League	3
FRANCE	2
UNITED KINGDOM	1
Rugby Union	10
FRANCE	3
NEW ZEALAND	4
UNITED KINGDOM	3
Sailing	2
FRANCE	1
PORTUGAL	1
Sepaktakraw	6
MALAYSIA	6
Shooting	1
SWITZERLAND	1
Skiing	4
GERMANY	1
ITALY	1
MONACO	1
RUSSIAN FEDERATION	1
Squash	1
FRANCE	1
Tennis	3
ITALY	1
NETHERLANDS	1
SUDAN	1
Triathlon	4
ITALY	3
UNITED STATES	1
Ultimate Fighting	2
UNITED STATES	2
Weightlifting	13
AZERBAIJAN	1
CROATIA	1
FRANCE	1
ITALY	1
RUSSIAN FEDERATION	2
TURKEY	2
UNITED STATES	5
Wheelchair Basketball	1
UNITED STATES	1
Wheelchair Tennis	1
UNITED KINGDOM	1
Wrestling	5
AZERBAIJAN	1
BULGARIA	1
FRANCE	1
RUSSIAN FEDERATION	1
UNITED STATES	1
Grand Total	317

Table 2 - Non-Analytical ADRV Cases Committed by Athletes by Nationality* and Sport

Athlete Nationality-Sport	ADRV Cases
AUSTRALIA	6
Aquatics	3
Athletics	1
Cycling	1
Football	1
AUSTRIA	4
Basketball	1
Cycling	2
Judo	1
AZERBAIJAN	2
Weightlifting	1
Wrestling	1
BELGIUM	14
Athletics	1
Bodybuilding	13
BRAZIL	5
Bodybuilding	1
Cycling	4
BULGARIA	1
Wrestling	1
CANADA	1
Aquatics	1
CHILE	1
Canoe/Kayak	1
CHINA	3
Athletics	2
Cycling	1
COLOMBIA	1
Cycling	1
CROATIA	4
Billiards	1
Ice Hockey	2
Weightlifting	1
CZECH REPUBLIC	3
Bodybuilding	2
Powerlifting	1
DENMARK	1
Powerlifting	1
ETHIOPIA	1
Athletics	1

Athlete Nationality-Sport	ADRV Cases
FRANCE	34
Athletics	3
Basketball	1
Bodybuilding	7
Boxing	2
Cycling	4
Equestrian	1
Football	1
Gymnastics	2
Handball	1
Kickboxing	1
Powerlifting	2
Rugby League	2
Rugby Union	3
Sailing	1
Squash	1
Weightlifting	1
Wrestling	1
GERMANY	3
Athletics	1
Rowing	1
Skiing	1
INDIA	1
Powerlifting	1
ITALY	77
Athletics	2
Automobile Sports	4
Bodybuilding	36
Cycling	24
Equestrian	1
Fencing	1
Judo	1
Kickboxing	1
Mountaineering and Climbing	1
Skiing	1
Tennis	1
Triathlon	3
Weightlifting	1
JAMAICA	3
Athletics	2
Cricket	1
JAPAN	2
Bodybuilding	1
Canoe/Kayak	1
KENYA	3
Athletics	2
Bodybuilding	1
LITHUANIA	1
Athletics	1

* As indicated in the decisions received by WADA.

Table 2- Non-Analytical ADRV Cases Committed by Athletes by Nationality* and Sport (continued)

Athlete Nationality-Sport	ADRV Cases
MALAYSIA	6
Sepaktakraw	6
MALTA	1
Boxing	1
MONACO	1
Skiing	1
MOROCCO	6
Athletics	6
NETHERLANDS	4
Baseball	1
Cycling	1
Darts	1
Tennis	1
NEW ZEALAND	9
Cricket	2
Cycling	1
Ice Hockey	2
Rugby Union	4
NORWAY	4
Athletics	2
Football	1
Powerlifting	1
PERU	1
Bodybuilding	1
POLAND	1
Bodybuilding	1
PORTUGAL	7
Cycling	3
Gymnastics	1
Kickboxing	2
Sailing	1
ROMANIA	3
Aquatics	1
Athletics	1
Bodybuilding	1
RUSSIAN FEDERATION	27
Athletics	15
Bobsleigh	2
Boxing	2
Judo	1
Kickboxing	1
Modern Pentathlon	1
Rowing	1
Skiing	1
Weightlifting	2
Wrestling	1
SAUDI ARABIA	1
Athletics	1

Athlete Nationality-Sport	ADRV Cases
SINGAPORE	1
Canoe/Kayak	1
SLOVAKIA	4
Athletics	1
Bodybuilding	3
SOUTH AFRICA	1
Cycling	1
SPAIN	4
Athletics	1
Cycling	2
Football	1
SUDAN	1
Tennis	1
SWITZERLAND	9
Athletics	1
Boxing	1
Cycling	1
Football	4
Ice Hockey	1
Shooting	1
TUNISIA	1
Judo	1
TURKEY	11
Athletics	7
Bodybuilding	2
Weightlifting	2
UKRAINE	3
Athletics	3
UNITED ARAB EMIRATES	2
Athletics	2
UNITED KINGDOM	9
Athletics	3
Boxing	1
Rugby League	1
Rugby Union	3
Wheelchair Tennis	1
UNITED STATES	29
Athletics	13
Baseball	1
Basketball	1
Cycling	2
Mixed Martial Arts	1
Para-Athletics	1
Triathlon	1
Ultimate Fighting	2
Weightlifting	5
Wheelchair Basketball	1
Wrestling	1
Grand Total	317

* As indicated in the decisions received by WADA.

Table 3 - Non-Analytical ADRV Cases Committed by Athlete Support Personnel by Nationality*

Nationality	Athlete Support Personnel
ARGENTINA	1
BRAZIL	2
BULGARIA	1
CHINA	3
CROATIA	1
FRANCE	3
ITALY	2
KAZAKHSTAN	1
KENYA	2
MALAYSIA	3
ROMANIA	1
RUSSIAN FEDERATION	5
SOUTH AFRICA	1
UNITED STATES	2
Grand Total	28

** As indicated in the decisions received by WADA.*

Table 4 - Non-Analytical ADRVs by Type of Violation - Athletes and Athlete Support Personnel (ASP)

Type of Violations according to Code Articles*	Occurrences** -Athletes	Occurrences** -ASP
Article 2.2 - Use or attempted use***	127	-
Article 2.3 - Refusing, failing without compelling justification or evading	139	-
Article 2.4 - Whereabouts violations****	34	-
Article 2.5 - Tampering or attempted tampering	15	5
Article 2.6 - Possession	71	4
Article 2.7 - Trafficking or attempted trafficking	9	3
Article 2.8 - Administration, attempted administration or assisting, encouraging, aiding, abetting, covering up, etc.	7	14
Article 2.9 - Complicity	5	13
Article 2.10 - Prohibited Association	-	-
Grand Total	407	39

* The following decisions were rendered in 2017 but were not included in this table:

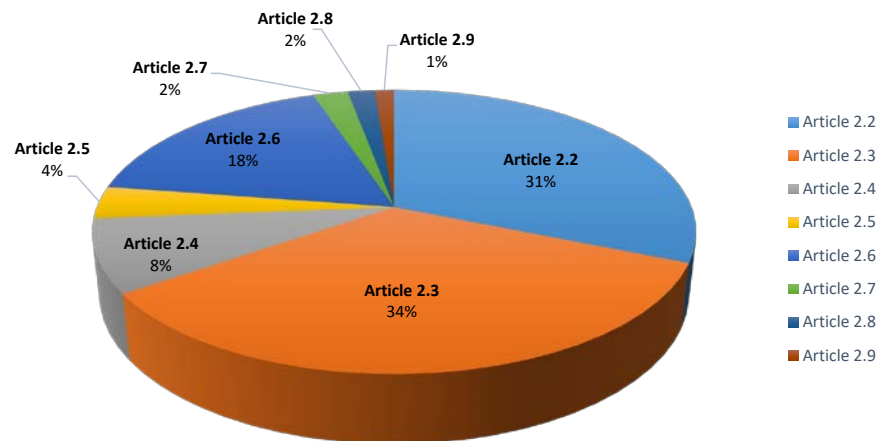
- **15 cases** in relation to Articles 10.12.1 and 10.12.3 of the 2015 World Anti-Doping Code - Violation of the prohibition against participation during ineligibility.
- **210 cases** from Italy which involved people that are not a member of any sports federation or association.

** Cases that are classified under multiple Code article violations are calculated as single occurrences for each type of violation. Therefore, the number of total occurrences is larger than that of non-analytical ADRV cases listed in Table 1, Table 2 and Table 3 of this section.

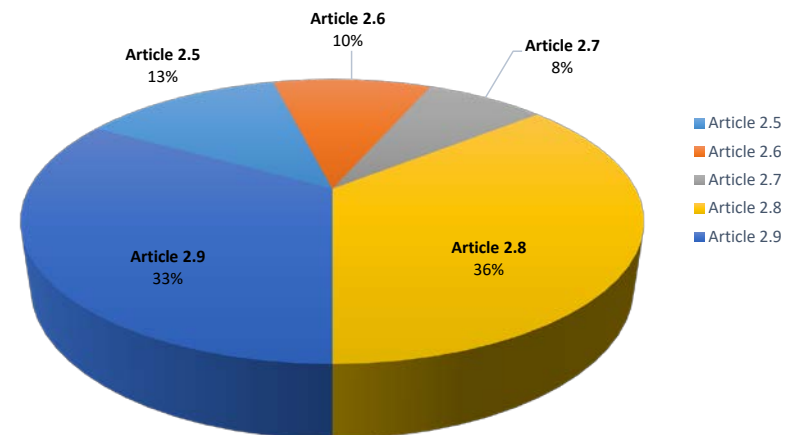
*** Including **32 ADRVs** that were a direct result of Athlete Biological Passport (ABP).

**** Three missed tests and/or filing failures within 12 months in line with Article 2.4 of the 2015 World-Anti Doping Code.

Type of Violations Committed by Athletes



Occurrences - ASP





Section 4

Report of 2017 Total Analytical¹ and Non-Analytical² ADRVs

This Report is compiled based on decisions received by WADA before 31 May 2019.

¹ The Analytical ADRVs in this Report refer to violations of World Anti-Doping Code (Code) Article 2.1 (presence of a prohibited substance or its metabolites or markers in an athlete's sample) as the results of AAFs (otherwise known as positive results) related to a urine and/or blood sample collected from an athlete in 2017, analyzed by WADA-accredited Laboratories and reported in ADAMS.

² The Non-Analytical ADRVs in this Report refer to ADRVs related to Code Article 2 other than presence of a prohibited substance and based on decisions rendered in 2017 and received by WADA.

Table 2 - Total ADRVs from Athletes - ASOIF Sports by Nationality* (continued)

Ranking by Total ADRVs	Sport - Nationality	Urine				Blood			Total Analytical ADRVs	Total Non-Analytical ADRVs	Total ADRVs
		Out-of-Competition		In-Competition		Out-of-Competition	In-Competition				
		M	F	M	F	M	F	M			
	CHINA	5	11	3	7	1	3	-	30	2	32
	COLOMBIA	-	1	-	2	-	-	-	3	-	3
	CROATIA	-	-	-	1	-	-	-	1	-	1
	CYPRUS	-	-	1	3	-	-	-	4	-	4
	CZECH REPUBLIC	-	-	1	-	-	-	-	1	-	1
	ETHIOPIA	-	-	2	3	-	-	-	5	1	6
	FRANCE	-	-	2	1	-	-	-	3	3	6
	GERMANY	-	-	-	-	-	-	-	-	1	1
	GREECE	-	1	1	-	-	-	-	2	-	2
	INDIA	-	-	10	10	-	-	-	20	-	20
	ITALY	-	-	8	1	-	-	-	9	2	11
	JAMAICA	-	-	-	-	-	-	-	-	2	2
	JAPAN	-	-	-	1	-	-	-	1	-	1
	KAZAKHSTAN	1	-	1	1	-	-	-	3	-	3
	KENYA	-	1	20	3	-	-	-	24	2	26
	LITHUANIA	-	-	-	-	-	-	-	-	1	1
	MOROCCO	1	-	3	-	-	-	-	4	6	10
	NIGERIA	-	-	-	1	-	-	-	1	-	1
	NORWAY	-	-	-	-	-	-	-	-	2	2
	PORTUGAL	-	-	2	-	-	-	-	2	-	2
	RÉUNION	-	-	1	-	-	-	-	1	-	1
	ROMANIA	-	-	1	1	-	-	-	2	1	3
	RUSSIAN FEDERATION	3	-	-	2	-	-	-	5	15	20
	SAUDI ARABIA	-	-	-	-	-	-	-	-	1	1
	SLOVAKIA	-	-	-	-	-	-	-	-	1	1
	SOUTH AFRICA	1	1	2	3	-	-	-	7	-	7
	SPAIN	-	-	3	1	-	-	-	4	1	5
	SUDAN	1	-	-	-	-	-	-	1	-	1
	SWITZERLAND	-	-	-	-	-	-	-	-	1	1
	TURKEY	-	-	-	-	-	-	-	1	7	8
	UKRAINE	1	1	1	-	-	-	-	3	3	6
	UNITED ARAB EMIRATES	-	-	-	-	-	-	-	-	2	2
	UNITED KINGDOM	1	1	-	-	-	-	-	2	3	5
	UNITED STATES	1	1	2	1	-	-	-	5	13	18
	ZAMBIA	2	-	2	-	-	-	-	4	-	4
10	Basketball	1	1	20	2	-	-	-	24	3	27
	AUSTRIA	-	-	1	-	-	-	-	1	1	2
	BRAZIL	1	-	2	-	-	-	-	3	-	3
	CHINA	-	-	1	-	-	-	-	1	-	1
	CROATIA	-	-	1	-	-	-	-	1	-	1
	DENMARK	-	-	1	-	-	-	-	1	-	1
	EGYPT	-	-	1	-	-	-	-	1	-	1
	FINLAND	-	-	1	-	-	-	-	1	-	1
	FRANCE	-	-	1	-	-	-	-	1	1	2
	GERMANY	-	-	2	-	-	-	-	2	-	2
	ITALY	-	-	2	-	-	-	-	2	-	2
	LITHUANIA	-	1	2	-	-	-	-	3	-	3
	NEW ZEALAND	-	-	1	-	-	-	-	1	-	1
	NORWAY	-	-	1	-	-	-	-	1	-	1
	SENEGAL	-	-	1	-	-	-	-	1	-	1
	UNITED STATES	-	-	2	2	-	-	-	4	1	5
7	Boxing	1	-	25	1	-	-	-	42	7	49
	ARMENIA	-	-	1	-	-	-	-	1	-	1
	AUSTRALIA	-	-	1	-	-	-	-	1	-	1
	AZERBAIJAN	1	-	-	-	-	-	-	1	-	1
	BELGIUM	-	-	1	-	-	-	-	1	-	1
	CAMEROON	-	-	1	-	-	-	-	1	-	1
	CHINA	1	2	-	-	-	-	-	3	-	3
	DENMARK	1	-	-	-	-	-	-	1	-	1
	ECUADOR	-	-	1	-	-	-	-	1	-	1
	FRANCE	-	-	3	-	-	-	-	3	2	5
	GERMANY	-	1	1	-	-	-	-	2	-	2
	GHANA	1	-	-	-	-	-	-	1	-	1
	HUNGARY	-	1	-	-	-	-	-	1	-	1

* As indicated in the decisions received by WADA.

Table 2 - Total ADRVs from Athletes - ASOIF Sports by Nationality* (continued)

Ranking by Total ADRVs	Sport - Nationality	Urine				Blood			Total	Total	Total
		Out-of-Competition		In-Competition		Out-of-Competition	In-Competition	Analytical	Non-Analytical	ADRVs	
		M	F	M	F	M	F	M	ADRVs	ADRVs	ADRVs
	INDIA	3	1	-	-	-	-	-	4	-	4
	ITALY	-	-	-	1	-	-	-	1	-	1
	KENYA	-	-	1	-	-	-	-	1	-	1
	MALTA	-	-	-	-	-	-	-	-	1	1
	MOROCCO	1	-	-	-	-	-	-	1	-	1
	NETHERLANDS	-	-	1	-	-	-	-	1	-	1
	ROMANIA	4	-	2	-	-	-	-	6	-	6
	RUSSIAN FEDERATION	-	2	1	-	-	-	-	3	2	5
	SERBIA	-	-	1	-	-	-	-	1	-	1
	SOUTH AFRICA	-	-	2	-	-	-	-	2	-	2
	SWITZERLAND	-	-	-	-	-	-	-	-	1	1
	THAILAND	-	-	-	2	-	-	-	2	-	2
	UNITED KINGDOM	-	-	2	-	-	-	-	2	1	3
	WALES	-	-	1	-	-	-	-	1	-	1
11	Canoe/Kayak	6	1	4	7	-	-	-	18	3	21
	BELARUS	1	-	-	-	-	-	-	1	-	1
	BRAZIL	-	-	-	4	-	-	-	4	-	4
	CHILE	-	1	-	-	-	-	-	1	1	2
	CHINA	-	-	1	2	-	-	-	3	-	3
	HUNGARY	1	-	-	-	-	-	-	1	-	1
	ITALY	-	-	-	1	-	-	-	1	-	1
	KAZAKHSTAN	2	-	-	-	-	-	-	2	-	2
	JAPAN	-	-	-	-	-	-	-	-	1	1
	PORTUGAL	-	-	1	-	-	-	-	1	-	1
	ROMANIA	1	-	1	-	-	-	-	2	-	2
	RUSSIAN FEDERATION	1	-	-	-	-	-	-	1	-	1
	SINGAPORE	-	-	-	-	-	-	-	-	1	1
	UKRAINE	-	-	1	-	-	-	-	1	-	1
2	Cycling	16	3	117	8	2	1	17	170	48	218
	ALGERIA	-	-	4	-	-	-	-	4	-	4
	ARGENTINA	-	-	1	-	-	-	-	1	-	1
	AUSTRALIA	1	-	1	-	-	-	-	2	1	3
	AUSTRIA	-	-	-	-	-	-	-	-	2	2
	AZERBAIJAN	-	-	4	-	-	-	-	4	-	4
	BAHRAIN	-	-	1	-	-	-	-	1	-	1
	BELGIUM	-	-	2	-	-	-	-	2	-	2
	BOLIVIA	-	-	-	-	-	-	1	1	-	1
	BRAZIL	-	-	3	1	-	-	-	4	4	8
	BULGARIA	-	-	1	-	-	-	-	1	-	1
	CHILE	2	-	1	-	-	-	-	3	-	3
	CHINA	-	-	-	-	-	1	-	1	1	2
	COLOMBIA	-	-	5	1	-	-	6	12	1	13
	COSTA RICA	-	-	5	-	-	-	9	19	-	19
	CROATIA	-	-	2	-	-	-	-	2	-	165
	CUBA	1	-	2	-	-	-	-	3	-	3
	CYPRUS	-	-	1	-	-	-	-	1	-	1
	CZECH REPUBLIC	-	-	-	1	-	-	-	1	-	1
	DENMARK	-	-	1	-	-	-	-	1	-	1
	FRANCE	1	-	7	1	-	-	-	9	4	13
	IRAN - ISLAMIC REPUBLIC OF	-	-	5	-	-	-	-	5	-	5
	ITALY	4	-	21	2	-	-	-	27	24	51
	KAZAKHSTAN	-	-	1	1	-	-	-	2	-	2
	KYRGYZSTAN	-	-	1	-	-	-	-	1	-	1
	NETHERLANDS	-	-	-	-	-	-	-	-	1	1
	NEW ZEALAND	-	-	1	-	-	-	-	1	1	2
	NORWAY	-	-	1	-	-	-	-	1	-	1
	PARAGUAY	-	-	1	-	-	-	-	1	-	1
	PORTUGAL	-	-	4	-	-	-	-	4	3	7
	RUSSIAN FEDERATION	1	-	4	1	-	-	-	6	-	6
	SOUTH AFRICA	-	1	-	-	-	-	-	1	1	2
	SPAIN	4	-	18	-	2	-	-	24	2	26
	SWITZERLAND	-	-	-	-	-	-	-	-	1	1
	TURKEY	-	-	-	-	-	-	-	1	-	1
	UNITED KINGDOM	-	-	1	-	-	-	-	1	-	1
	UNITED STATES	2	2	8	-	-	-	-	12	2	14
	URUGUAY	-	-	9	-	-	-	-	9	-	9
	VENEZUELA	-	-	1	-	-	-	1	2	-	2

* As indicated in the decisions received by WADA.

Table 2 - Total ADRVs from Athletes - ASOIF Sports by Nationality* (continued)

Ranking by Total ADRVs	Sport - Nationality	Urine				Blood			Total Analytical ADRVs	Total Non-Analytical ADRVs	Total ADRVs
		Out-of-Competition		In-Competition		Out-of-Competition	In-Competition				
		M	F	M	F	M	F	M			
19	Equestrian	-	-	1		-	-	-	1	2	3
	FRANCE	-	-	-	-	-	-	-	-	1	1
	GUATEMALA	-	-	1	-	-	-	-	1	-	1
	ITALY	-	-	-	-	-	-	-	-	1	1
17	Fencing	-	-	3	1	-	-	-	4	1	5
	ITALY	-	-	2	-	-	-	-	2	1	3
	JAPAN	-	-	-	1	-	-	-	1	-	1
	SPAIN	-	-	1	-	-	-	-	1	-	1
16	Field Hockey	2	-	3	1	-	-	-	6	-	6
	INDIA	1	-	-	-	-	-	-	1	-	1
	ITALY	-	-	1	-	-	-	-	1	-	1
	MALAYSIA	-	-	1	-	-	-	-	1	-	1
	OMAN	-	-	1	-	-	-	-	1	-	1
	RUSSIAN FEDERATION	1	-	-	-	-	-	-	1	-	1
	SOUTH AFRICA	-	-	-	1	-	-	-	1	-	1
4	Football	4	2	61	3	-	-	-	70	8	78
	ALBANIA	-	-	1	-	-	-	-	1	-	1
	ANDORRA	-	-	-	1	-	-	-	1	-	1
	ARGENTINA	-	-	5	-	-	-	-	5	-	5
	AUSTRALIA	-	-	-	-	-	-	-	-	1	1
	AUSTRIA	-	-	1	-	-	-	-	1	-	1
	BELGIUM	-	-	2	-	-	-	-	2	-	2
	BRAZIL	-	-	19	-	-	-	-	19	-	15
	CHINA	-	1	-	-	-	-	-	1	-	1
	EGYPT	-	-	1	-	-	-	-	1	-	1
	FRANCE	-	-	3	-	-	-	-	3	1	4
	FRENCH POLYNESIA	-	-	1	-	-	-	-	1	-	1
	GUATEMALA	-	-	1	-	-	-	-	1	-	1
	INDIA	1	-	-	-	-	-	-	1	-	1
	ISRAEL	-	-	1	-	-	-	-	1	-	1
	ITALY	-	-	6	-	-	-	-	6	-	6
	KAZAKHSTAN	-	-	-	1	-	-	-	1	-	1
	KOREA - REPUBLIC OF	-	1	-	-	-	-	-	1	-	1
	MALTA	1	-	1	-	-	-	-	2	-	27
	MEXICO	-	-	1	-	-	-	-	1	-	1
	NETHERLANDS	-	-	1	-	-	-	-	1	-	1
	NORWAY	-	-	1	-	-	-	-	1	1	2
	PARAGUAY	-	-	1	-	-	-	-	1	-	1
	PERU	-	-	1	-	-	-	-	1	-	1
	POLAND	-	-	1	-	-	-	-	1	-	1
	PORTUGAL	1	-	1	1	-	-	-	3	-	3
	QATAR	-	-	2	-	-	-	-	2	-	2
	SAUDI ARABIA	-	-	1	-	-	-	-	1	-	1
	SOUTH AFRICA	-	-	1	-	-	-	-	1	-	1
	SPAIN	-	-	1	-	-	-	-	1	1	2
	SWITZERLAND	-	-	-	-	-	-	-	-	4	4
	TURKEY	-	-	1	-	-	-	-	1	-	1
	UKRAINE	1	-	-	-	-	-	-	1	-	1
	UNITED KINGDOM	-	-	4	-	-	-	-	4	-	4
	URUGUAY	-	-	1	-	-	-	-	1	-	1
	ZANZIBAR	-	-	1	-	-	-	-	1	-	1
20	Golf	-	-	1	-	-	-	-	1	-	1
	PORTUGAL	-	-	1	-	-	-	-	1	-	1
15	Gymnastics	1	-	1	6	-	-	-	7	3	10
	COLOMBIA	-	-	1	-	-	-	-	1	-	1
	FRANCE	-	-	-	-	-	-	-	-	2	2
	KAZAKHSTAN	-	-	-	5	-	-	-	5	-	5
	PORTUGAL	-	-	-	-	-	-	-	-	1	1
	UKRAINE	1	-	-	-	-	-	-	1	-	1

* As indicated in the decisions received by WADA.

Table 2 - Total ADRVs from Athletes - ASOIF Sports by Nationality* (continued)

Ranking by Total ADRVs	Sport - Nationality	Urine				Blood			Total Analytical ADRVs	Total Non-Analytical ADRVs	Total ADRVs
		Out-of-Competition		In-Competition		Out-of-Competition	In-Competition				
		M	F	M	F	M	F	M			
13	Handball	1	3	7	3	-	-	-	14	1	15
	AZERBAIJAN	-	2	-	-	-	-	-	2	-	2
	BRAZIL	-	-	3	-	-	-	-	3	-	3
	FRANCE	1	-	-	-	-	-	-	1	1	2
	GERMANY	-	1	-	-	-	-	-	1	-	1
	ITALY	-	-	1	-	-	-	-	1	-	1
	POLAND	-	-	1	-	-	-	-	1	-	1
	QATAR	-	-	2	-	-	-	-	2	-	2
	RUSSIAN FEDERATION	-	-	-	3	-	-	-	3	-	3
9	Judo	3	-	19	4	-	-	-	26	4	30
	ARGENTINA	-	-	1	-	-	-	-	1	-	1
	AUSTRIA	-	-	-	-	-	-	-	-	1	1
	AZERBAIJAN	-	-	1	1	-	-	-	2	-	2
	BRAZIL	-	-	1	1	-	-	-	2	-	2
	BULGARIA	-	-	3	-	-	-	-	3	-	3
	CANADA	1	-	1	-	-	-	-	2	-	2
	CHILE	-	-	1	-	-	-	-	1	-	16
	ECUADOR	-	-	1	1	-	-	-	2	-	2
	EGYPT	-	-	2	-	-	-	-	2	-	2
	GEORGIA	-	-	1	-	-	-	-	1	-	1
	GERMANY	-	-	-	1	-	-	-	1	-	1
	HUNGARY	-	-	2	-	-	-	-	2	-	2
	ICELAND	1	-	-	-	-	-	-	1	-	1
	ITALY	-	-	-	-	-	-	-	-	1	1
	MOROCCO	-	-	1	-	-	-	-	1	-	1
	ROMANIA	1	-	-	-	-	-	-	1	-	1
	RUSSIAN FEDERATION	-	-	-	-	-	-	-	-	1	1
	SERBIA	-	-	2	-	-	-	-	2	-	2
	TAJKISTAN	-	-	1	-	-	-	-	1	-	1
	TUNISIA	-	-	-	-	-	-	-	-	1	1
	UZBEKISTAN	-	-	1	-	-	-	-	1	-	1
19	Modern Pentathlon	-	-	2	-	-	-	-	2	1	3
	RUSSIAN FEDERATION	-	-	1	-	-	-	-	1	1	2
	UNITED STATES	-	-	1	-	-	-	-	1	-	1
14	Rowing	1	3	3	3	-	-	-	10	2	12
	ALGERIA	-	-	-	1	-	-	-	1	-	1
	BELARUS	1	-	-	-	-	-	-	1	-	1
	BELGIUM	-	-	1	-	-	-	-	1	-	1
	BRAZIL	-	-	-	2	-	-	-	2	-	2
	CHINA	-	1	-	-	-	-	-	1	-	1
	GERMANY	-	-	-	-	-	-	-	-	1	1
	ITALY	-	-	1	-	-	-	-	1	-	1
	RUSSIAN FEDERATION	-	2	-	-	-	-	-	2	1	3
	SPAIN	-	-	1	-	-	-	-	1	-	1
19	Rugby League	-	-	-	-	-	-	-	-	3	3
	FRANCE	-	-	-	-	-	-	-	-	2	2
	UNITED KINGDOM	-	-	-	-	-	-	-	-	1	1
6	Rugby Union	8	-	36	-	-	-	-	44	10	54
	ARGENTINA	-	-	9	-	-	-	-	9	-	9
	AUSTRALIA	-	-	1	-	-	-	-	1	-	1
	FRANCE	1	-	5	-	-	-	-	6	3	9
	ITALY	-	-	3	-	-	-	-	3	-	3
	NETHERLANDS	-	-	1	-	-	-	-	1	-	1
	NEW ZEALAND	-	-	-	-	-	-	-	-	4	4
	ROMANIA	1	-	2	-	-	-	-	3	-	3
	SAMOA	-	-	1	-	-	-	-	1	-	1
	SOUTH AFRICA	3	-	6	-	-	-	-	9	-	9
	UNITED KINGDOM	2	-	8	-	-	-	-	10	3	13
	UNITED STATES	1	-	-	-	-	-	-	1	-	1

* As indicated in the decisions received by WADA.

Table 2 - Total ADRVs from Athletes - ASOIF Sports by Nationality* (continued)

Ranking by Total ADRVs	Sport - Nationality	Urine				Blood			Total	Total	Total
		Out-of-Competition		In-Competition		Out-of-Competition	In-Competition	Analytical	Non-Analytical	ADRVs	
		M	F	M	F	M	F	M	ADRVs	ADRVs	ADRVs
18	Sailing	1	-	1	-	-	-	-	2	2	4
	CUBA	1	-	-	-	-	-	-	1	-	1
	FRANCE	-	-	-	-	-	-	-	-	1	1
	PORTUGAL	-	-	1	-	-	-	-	1	1	2
16	Shooting	-	-	5	-	-	-	-	5	1	6
	FINLAND	-	-	1	-	-	-	-	1	-	1
	GERMANY	-	-	1	-	-	-	-	1	-	1
	IRAN - ISLAMIC REPUBLIC OF	-	-	1	-	-	-	-	1	-	1
	PAKISTAN	-	-	1	-	-	-	-	1	-	1
	PORTUGAL	-	-	1	-	-	-	-	1	-	1
	SWITZERLAND	-	-	-	-	-	-	-	-	1	1
20	Table Tennis	-	-	1	-	-	-	-	1	-	1
	COLOMBIA	-	-	1	-	-	-	-	1	-	1
15	Taekwondo	-	1	5	4	-	-	-	10	-	10
	INDIA	-	-	-	1	-	-	-	1	-	1
	IRAN - ISLAMIC REPUBLIC OF	-	1	3	-	-	-	-	4	-	4
	JORDAN	-	-	1	-	-	-	-	1	-	1
	KAZAKHSTAN	-	-	-	1	-	-	-	1	-	1
	SERBIA	-	-	-	1	-	-	-	1	-	1
	THAILAND	-	-	-	1	-	-	-	1	-	1
	TUNISIA	-	-	1	-	-	-	-	1	-	1
12	Tennis	-	1	8	4	-	-	-	13	3	16
	AUSTRALIA	-	-	1	-	-	-	-	1	-	1
	BRAZIL	-	-	1	-	-	-	-	1	-	1
	CZECH REPUBLIC	-	-	-	1	-	-	-	1	-	1
	FRANCE	-	-	1	-	-	-	-	1	-	1
	ITALY	-	1	1	-	-	-	-	2	1	3
	KAZAKHSTAN	-	-	-	1	-	-	-	1	-	1
	NETHERLANDS	-	-	-	-	-	-	-	-	1	1
	ROMANIA	-	-	1	-	-	-	-	1	-	1
	RUSSIAN FEDERATION	-	-	-	1	-	-	-	1	-	1
	SUDAN	-	-	-	-	-	-	-	-	1	1
	TURKEY	-	-	-	1	-	-	-	1	-	1
	UKRAINE	-	-	1	-	-	-	-	1	-	1
	UNITED KINGDOM	-	-	1	-	-	-	-	1	-	1
	UNITED STATES	-	-	1	-	-	-	-	1	-	1
13	Triathlon	3	1	3	4	-	-	-	11	4	15
	DENMARK	-	-	1	-	-	-	-	1	-	1
	GERMANY	-	-	1	-	-	-	-	1	-	1
	ITALY	-	-	-	1	-	-	-	1	3	4
	MALTA	1	-	-	-	-	-	-	1	-	1
	MEXICO	-	-	-	1	-	-	-	1	-	1
	SPAIN	-	-	-	1	-	-	-	1	-	1
	UKRAINE	-	-	1	-	-	-	-	1	-	1
	UNITED STATES	2	1	-	1	-	-	-	4	1	5
15	Volleyball	4	-	4	2	-	-	-	10	-	10
	AUSTRALIA	-	-	1	-	-	-	-	1	-	1
	BELGIUM	2	-	-	-	-	-	-	2	-	2
	BRAZIL	1	-	-	-	-	-	-	1	-	1
	BULGARIA	-	-	1	-	-	-	-	1	-	1
	CHINA	-	-	-	1	-	-	-	1	-	1
	INDIA	1	-	-	-	-	-	-	1	-	1
	ITALY	-	-	1	1	-	-	-	2	-	2
	UNITED STATES	-	-	1	-	-	-	-	1	-	1

* As indicated in the decisions received by WADA.

Table 2 - Total ADRVs from Athletes - ASOIF Sports by Nationality* (continued)

Ranking by Total ADRVs	Sport - Nationality	Urine				Blood			Total Analytical ADRVs	Total Non-Analytical ADRVs	Total ADRVs
		Out-of-Competition		In-Competition		Out-of-Competition		In-Competition			
		M	F	M	F	M	F	M			
3	Weightlifting	18	15	53	23	-	-	-	110	13	123
	ALBANIA	-	-	-	1	-	-	-	1	-	1
	AUSTRALIA	-	-	3	-	-	-	-	3	-	3
	AUSTRIA	-	-	1	-	-	-	-	1	-	1
	AZERBAIJAN	3	-	1	1	-	-	-	5	1	6
	BULGARIA	-	1	2	1	-	-	-	4	-	4
	CANADA	1	-	-	-	-	-	-	1	-	1
	CHILE	1	-	2	-	-	-	-	3	-	3
	CHINA	-	1	-	-	-	-	-	1	-	1
	CHINESE TAIPEI	1	1	-	-	-	-	-	2	-	2
	COLOMBIA	-	-	4	-	-	-	-	4	-	4
	CROATIA	-	-	-	-	-	-	-	-	1	1
	EGYPT	-	-	2	3	-	-	-	5	-	5
	FRANCE	-	-	-	-	-	-	-	-	1	1
	GEORGIA	1	-	-	-	-	-	-	1	-	1
	GERMANY	-	-	4	-	-	-	-	4	-	4
	HUNGARY	-	-	1	-	-	-	-	1	-	1
	INDIA	2	3	6	-	-	-	-	11	-	11
	IRAN - ISLAMIC REPUBLIC OF	-	-	1	-	-	-	-	1	-	1
	IRAQ	1	-	-	-	-	-	-	1	-	1
	ITALY	-	-	-	-	-	-	-	-	1	1
	KAZAKHSTAN	1	-	6	-	-	-	-	7	-	7
	LITHUANIA	-	-	1	-	-	-	-	1	-	1
	MALAYSIA	-	-	1	-	-	-	-	1	-	1
	MEXICO	1	1	1	1	-	-	-	4	-	4
	MOLDOVA - REPUBLIC OF	-	-	2	-	-	-	-	2	-	2
	MONGOLIA	-	1	-	-	-	-	-	1	-	1
	MOROCCO	1	-	-	-	-	-	-	1	-	1
	NETHERLANDS	-	-	1	-	-	-	-	1	-	1
	NIGERIA	-	-	1	3	-	-	-	4	-	4
	PERU	-	-	1	-	-	-	-	1	-	1
	ROMANIA	-	-	1	1	-	-	-	2	-	2
	RUSSIAN FEDERATION	-	1	1	2	-	-	-	4	2	6
	SOUTH AFRICA	-	-	1	-	-	-	-	1	-	1
	SPAIN	-	-	-	1	-	-	-	1	-	1
	THAILAND	-	1	1	-	-	-	-	2	-	2
	TURKEY	1	-	1	-	-	-	-	3	2	5
	UKRAINE	-	-	3	3	-	-	-	6	-	6
	UNITED KINGDOM	1	-	1	-	-	-	-	2	-	2
	UNITED STATES	2	4	3	5	-	-	-	14	5	19
	UZBEKISTAN	1	-	-	-	-	-	-	1	-	1
	VENEZUELA	-	1	-	-	-	-	-	1	-	1
	VIET NAM	-	-	-	1	-	-	-	1	-	1
5	Wrestling	7	1	37	7	-	-	-	52	5	57
	ALGERIA	-	-	1	1	-	-	-	2	-	2
	AZERBAIJAN	1	-	7	-	-	-	-	8	1	9
	BULGARIA	-	-	-	-	-	-	-	-	1	1
	CHINA	-	-	1	-	-	-	-	1	-	1
	CUBA	-	-	1	-	-	-	-	1	-	1
	CYPRUS	-	-	1	-	-	-	-	1	-	1
	CZECH REPUBLIC	1	-	-	-	-	-	-	1	-	1
	ECUADOR	-	-	-	1	-	-	-	1	-	1
	EGYPT	1	-	1	-	-	-	-	2	-	2
	FRANCE	-	-	5	-	-	-	-	5	1	6
	INDIA	-	1	3	-	-	-	-	4	-	4
	IRAQ	-	-	1	-	-	-	-	1	-	1
	JAPAN	-	-	1	-	-	-	-	1	-	1
	KAZAKHSTAN	2	-	2	-	-	-	-	4	-	4
	KOREA - REPUBLIC OF	-	-	1	-	-	-	-	1	-	1
	KYRGYZSTAN	-	-	1	-	-	-	-	1	-	1
	NIGERIA	-	-	-	1	-	-	-	1	-	1

* As indicated in the decisions received by WADA.

Table 2 - Total ADRVs from Athletes - ASOIF Sports by Nationality* (continued)

Ranking by Total ADRVs	Sport - Nationality	Urine				Blood			Total	Total	Total ADRVs
		Out-of-Competition		In-Competition		Out-of-Competition		In-Competition	Analytical	Non-Analytical	
		M	F	M	F	M	F	M	ADRVs	ADRVs	
	PANAMA	-	-	1	-	-	-	-	1	-	1
	PERU	1	-	-	-	-	-	-	1	-	1
	ROMANIA	-	-	1	-	-	-	-	1	-	1
	RUSSIAN FEDERATION	-	-	2	-	-	-	-	2	1	3
	SAUDI ARABIA	-	-	2	-	-	-	-	2	-	2
	SPAIN	-	-	1	-	-	-	-	1	-	1
	TURKEY	1	-	1	1	-	-	-	3	-	3
	TURKMENISTAN	-	-	2	3	-	-	-	5	-	5
	UNITED STATES	-	-	1	-	-	-	-	1	1	2
	Grand Total	118	64	500	143	3	4	17	849	201	1,165

* As indicated in the decisions received by WADA.

Table 3 - Total ADRVs from Athletes - AIOWF Sports by Nationality*

Ranking by Total	Sport - Nationality	Urine				Blood	Total	Total	Total
		Out-of-Competition		In-Competition		Out-of-Competition	Analytical	Non-Analytical	
ADRVs		M	F	M	F	M/F	ADRVs	ADRVs	ADRVs
5	Biathlon	-	-	-	1	-	1	-	1
	KAZAKHSTAN	-	-	-	1	-	1	-	1
3	Bobsleigh	-	-	5	-	-	5	2	7
	UNITED STATES	-	-	5	-	-	5	-	5
	RUSSIAN FEDERATION	-	-	-	-	-	-	2	2
1	Ice Hockey	-	-	14	-	-	14	5	19
	CANADA	-	-	1	-	-	1	-	1
	CROATIA	-	-	-	-	-	-	2	2
	FRANCE	-	-	3	-	-	3	-	3
	HUNGARY	-	-	2	-	-	2	-	2
	ROMANIA	-	-	1	-	-	1	-	1
	RUSSIAN FEDERATION	-	-	5	-	-	5	-	5
	SERBIA	-	-	1	-	-	1	-	1
	SLOVAKIA	-	-	1	-	-	1	-	1
	NEW ZEALAND	-	-	-	-	-	-	2	2
	SWITZERLAND	-	-	-	-	-	-	1	1
5	Luge	-	-	1	-	-	1	-	1
	UNITED STATES	-	-	1	-	-	1	-	1
4	Skating	1	1	-	1	-	3	-	3
	CHINA	1	-	-	-	-	1	-	1
	HUNGARY	-	1	-	-	-	1	-	1
	UNITED STATES	-	-	-	1	-	1	-	1
2	Skiing	1	-	4	2	-	7	7	14
	CANADA	-	-	2	-	-	2	-	2
	CHINA	-	-	1	-	-	1	-	1
	GERMANY	-	-	-	-	-	-	4	4
	ITALY	-	-	-	1	-	1	1	2
	KAZAKHSTAN	1	-	1	-	-	2	-	2
	MONACO	-	-	-	-	-	-	1	1
	RUSSIAN FEDERATION	-	-	-	1	-	1	1	2
Grand Total		2	1	24	4	-	31	14	45

* As indicated in the decisions received by WADA.

Table 4 - Total ADRVs from Athletes - ARISF Sports by Nationality*

Ranking by Total ADRVs	Sport - Nationality	Urine				Blood	Total	Total	Total ADRVs
		Out-of-Competition M	Out-of-Competition F	In-Competition M	In-Competition F	Out-of-Competition M/F	Analytical ADRVs	Non-Analytical ADRVs	
1	American Football	1	-	12	-	-	13	-	13
	AZERBAIJAN	-	-	1	-	-	1	-	1
	COLOMBIA	-	-	1	-	-	1	-	1
	CZECH REPUBLIC	-	-	1	-	-	1	-	1
	FRANCE	-	-	2	-	-	2	-	2
	HUNGARY	-	-	1	-	-	1	-	1
	ITALY	1	-	3	-	-	4	-	4
	SERBIA	-	-	2	-	-	2	-	2
	SPAIN	-	-	1	-	-	1	-	1
3	Automobile Sports	-	-	4	-	-	4	4	8
	BELGIUM	-	-	1	-	-	1	-	1
	BRAZIL	-	-	2	-	-	2	-	2
	ITALY	-	-	-	-	-	-	4	4
	PORTUGAL	-	-	1	-	-	1	-	1
2	Baseball	-	-	8	-	-	8	2	10
	AUSTRALIA	-	-	2	-	-	2	-	2
	GERMANY	-	-	1	-	-	1	-	1
	NETHERLANDS	-	-	4	-	-	4	1	5
	SPAIN	-	-	1	-	-	1	-	1
	UNITED STATES	-	-	-	-	-	-	1	1
6	Billiards Sports	-	-	3	-	-	3	1	4
	AUSTRIA	-	-	2	-	-	2	-	2
	CROATIA	-	-	-	-	-	-	1	1
	FRANCE	-	-	1	-	-	1	-	1
9	Bowling	-	-	-	1	-	1	-	1
	GERMANY	-	-	-	1	-	1	-	1
8	Bridge	-	-	1	1	-	2	-	2
	ITALY	-	-	1	1	-	2	-	2
9	Chess	-	-	-	1	-	1	-	1
	PORTUGAL	-	-	-	1	-	1	-	
4	Cricket	1	-	2	-	-	3	3	6
	AFGHANISTAN	1	-	-	-	-	1	-	1
	INDIA	-	-	1	-	-	1	-	1
	JAMAICA	-	-	-	-	-	-	1	1
	NETHERLANDS	-	-	1	-	-	1	-	1
	NEW ZEALAND	-	-	-	-	-	-	2	2
7	Dance Sport	-	-	2	1	-	3	-	3
	BELGIUM	-	-	1	-	-	1	-	1
	RUSSIAN FEDERATION	-	-	1	1	-	2	-	2
5	Karate	-	-	3	2	-	5	-	5
	BELGIUM	-	-	1	-	-	1	-	1
	CYPRUS	-	-	1	-	-	1	-	1
	EGYPT	-	-	1	-	-	1	-	1
	FRANCE	-	-	-	1	-	1	-	1
	SPAIN	-	-	-	1	-	1	-	1
8	Lifesaving	-	-	1	1	-	2	-	2
	AUSTRALIA	-	-	-	1	-	1	-	1
	EGYPT	-	-	1	-	-	1	-	1

* As indicated in the decisions received by WADA.

Table 4 - Total ADRVs from Athletes - ARISF Sports by Nationality* (continued)

Ranking by Total ADRVs	Sport - Nationality	Urine		Blood		Total Analytical ADRVs	Total Non-Analytical ADRVs	Total ADRVs	
		Out-of-Competition M	Out-of-Competition F	In-Competition M	In-Competition F				Out-of-Competition M/F
5	Motorcycle Racing	-	-	5	-	-	5	-	5
	FRANCE	-	-	1	-	-	1	-	1
	GERMANY	-	-	1	-	-	1	-	1
	NETHERLANDS	-	-	2	-	-	2	-	2
	POLAND	-	-	1	-	-	1	-	1
8	Mountaineering and Climbing	-	-	1	-	-	1	1	2
	ITALY	-	-	-	-	-	-	1	1
	RUSSIAN FEDERATION	-	-	1	-	-	1	-	1
1	Muaythai	1	-	10	2	-	13	-	13
	AFGHANISTAN	-	-	1	-	-	1	-	1
	BELARUS	1	-	-	-	-	1	-	1
	FRANCE	-	-	7	-	-	7	-	7
	NETHERLANDS	-	-	-	1	-	1	-	1
	SPAIN	-	-	2	-	-	2	-	2
	THAILAND	-	-	-	1	-	1	-	1
9	Orienteering	-	-	-	1	-	1	-	1
	RUSSIAN FEDERATION	-	-	-	1	-	1	-	1
8	Powerboating	-	-	2	-	-	2	-	2
	ITALY	-	-	1	-	-	1	-	1
	RUSSIAN FEDERATION	-	-	1	-	-	1	-	1
9	Racquetball	-	1	-	-	-	1	-	1
	UNITED STATES	-	1	-	-	-	1	-	1
6	Roller Sports	-	-	4	-	-	4	-	4
	AUSTRALIA	-	-	1	-	-	1	-	1
	ITALY	-	-	2	-	-	2	-	2
	SWITZERLAND	-	-	1	-	-	1	-	1
8	Squash	-	-	1	-	-	1	1	2
	FRANCE	-	-	-	-	-	-	1	1
	SPAIN	-	-	1	-	-	1	-	1
9	Sumo	-	-	-	1	-	1	-	1
	JAPAN	-	-	-	1	-	1	-	1
8	Surfing	-	-	1	1	-	2	-	2
	CHILE	-	-	1	1	-	2	-	2
9	Tug of War	-	-	1	-	-	1	-	1
	ITALY	-	-	1	-	-	1	-	1
4	Underwater Sports	1	-	4	1	-	6	-	6
	COLOMBIA	-	-	1	-	-	1	-	1
	EGYPT	-	-	-	1	-	1	-	1
	GERMANY	1	-	1	-	-	2	-	2
	HUNGARY	-	-	1	-	-	1	-	1
	POLAND	-	-	1	-	-	1	-	1
6	Waterskiing	-	-	-	4	-	4	-	4
	MEXICO	-	-	-	3	-	3	-	3
	UNITED STATES	-	-	-	1	-	1	-	1
8	Wushu	-	-	2	-	-	3	-	3
	ITALY	-	-	2	-	-	2	-	2
	TURKEY	-	-	-	-	-	1	-	1
	Grand Total	4	1	67	17	-	90	12	102

* As indicated in the decisions received by WADA.

Table 5 - Total ADRVs from Athletes - AIMS Sports by Nationality*

Ranking by Total ADRVs	Sport - Nationality	Urine				Blood	Total	Total	Total ADRVs
		Out-of-Competition		In-Competition		Out-of-Competition	Analytical	Non-Analytical	
		M	F	M	F	M/F	ADRVs	ADRVs	
1	Bodybuilding	28	2	116	36	-	197	69	266
	ARGENTINA	-	-	1	-	-	1	-	1
	AZERBAIJAN	1	-	2	-	-	3	-	3
	BELGIUM	12	-	2	4	-	18	13	31
	BOLIVIA	-	-	1	-	-	1	-	1
	BRAZIL	-	-	1	6	-	7	1	8
	BULGARIA	-	-	1	-	-	1	-	1
	CHILE	-	-	1	1	-	2	-	2
	CHINA	-	-	6	1	-	7	-	7
	CHINESE TAIPEI	3	-	-	-	-	3	-	3
	COLOMBIA	-	-	-	1	-	1	-	1
	COSTA RICA	-	-	-	1	-	1	-	1
	CZECH REPUBLIC	-	-	1	1	-	2	2	4
	ECUADOR	-	-	3	-	-	3	-	3
	EGYPT	1	-	-	-	-	1	-	1
	FRANCE	1	-	11	9	-	21	7	28
	GERMANY	-	-	2	-	-	2	-	2
	GREECE	-	-	-	1	-	1	-	1
	GUATEMALA	-	-	4	-	-	4	-	4
	HUNGARY	-	-	4	-	-	4	-	4
	INDIA	-	-	3	-	-	3	-	3
	ITALY	-	-	3	4	-	7	36	43
	JAMAICA	1	-	1	-	-	2	-	2
	JAPAN	-	-	-	-	-	-	1	1
	JORDAN	2	-	2	-	-	4	-	4
	KENYA	-	-	-	-	-	-	1	1
	KOREA - REPUBLIC OF	7	1	20	-	-	28	-	28
	NORWAY	-	-	1	1	-	2	-	2
	PERU	-	-	6	3	-	9	1	10
	POLAND	-	-	-	-	-	-	1	1
	ROMANIA	-	1	4	1	-	6	1	7
	SERBIA	-	-	2	-	-	2	-	2
	SLOVAKIA	-	-	3	-	-	3	3	6
	SOUTH AFRICA	-	-	12	-	-	12	-	12
	SPAIN	-	-	3	-	-	3	-	3
	SWEDEN	-	-	1	-	-	1	-	1
	THAILAND	-	-	4	1	-	5	-	5
	TRINIDAD AND TOBAGO	-	-	1	-	-	1	-	1
	TUNISIA	-	-	2	-	-	2	-	2
	TURKEY	-	-	7	-	-	20	2	22
	UKRAINE	-	-	3	-	-	3	-	3
	ZIMBABWE	-	-	-	1	-	1	-	1
4	Darts	-	-	4	1	-	5	1	6
	GERMANY	-	-	2	-	-	2	-	2
	NETHERLANDS	-	-	-	1	-	1	1	2
	UNITED KINGDOM	-	-	2	-	-	2	-	2
5	Ju-Jitsu	1	-	1	-	-	2	-	2
	BAHRAIN	-	-	1	-	-	1	-	1
	SWITZERLAND	1	-	-	-	-	1	-	1

* As indicated in the decisions received by WADA.

Table 5 - Total ADRVs from Athletes - AIMS Sports by Nationality* (continued)

Ranking by Total ADRVs	Sport - Nationality	Urine				Blood	Total	Total	Total ADRVs
		Out-of-Competition		In-Competition		Out-of-Competition	Analytical	Non-Analytical	
		M	F	M	F	M/F	ADRVs	ADRVs	
3	Kickboxing	4	1	20		-	25	5	30
	BELGIUM	-	-	1	-	-	1	-	1
	BOSNIA AND HERZEGOVINA	1	-	-	-	-	1	-	1
	BRAZIL	-	-	2	-	-	2	-	2
	DENMARK	1	-	-	-	-	1	-	1
	FRANCE	-	-	10	-	-	10	1	11
	GERMANY	-	-	1	-	-	1	-	1
	ITALY	-	-	-	-	-	-	1	1
	JORDAN	1	-	-	-	-	1	-	1
	NETHERLANDS	-	-	1	-	-	1	-	1
	NORWAY	1	-	-	-	-	1	-	1
	PORTUGAL	-	-	2	-	-	2	2	4
	RUSSIAN FEDERATION	-	1	-	-	-	1	1	2
	SPAIN	-	-	1	-	-	1	-	1
	TURKEY	-	-	1	-	-	1	-	1
	TURKMENISTAN	-	-	1	-	-	1	-	1
2	Powerlifting	18	1	66	10	-	95	6	101
	AUSTRALIA	-	1	1	1	-	3	-	3
	BELGIUM	-	-	4	1	-	5	-	5
	BRAZIL	-	-	2	-	-	2	-	2
	CANADA	1	-	11	2	-	14	-	14
	CZECH REPUBLIC	-	-	2	-	-	2	1	3
	DENMARK	-	-	1	-	-	1	1	2
	EGYPT	8	-	1	-	-	9	-	9
	ESTONIA	-	-	2	1	-	3	-	3
	FRANCE	2	-	6	2	-	10	2	12
	GERMANY	-	-	5	1	-	6	-	6
	HUNGARY	-	-	1	-	-	1	-	1
	INDIA	-	-	8	-	-	8	1	9
	IRAN - ISLAMIC REPUBLIC OF	1	-	1	-	-	2	-	2
	ITALY	-	-	1	-	-	1	-	1
	KAZAKHSTAN	-	-	2	-	-	2	-	2
	LATVIA	1	-	1	-	-	2	-	2
	LIBYA, STATE OF	-	-	2	-	-	2	-	2
	LITHUANIA	-	-	1	-	-	1	-	1
	NETHERLANDS	-	-	2	-	-	2	-	2
	NORWAY	2	-	-	-	-	2	1	3
	PUERTO RICO	-	-	1	-	-	1	-	1
	RUSSIAN FEDERATION	-	-	2	2	-	4	-	4
	SOUTH AFRICA	2	-	3	-	-	5	-	5
	UKRAINE	1	-	2	-	-	3	-	3
	UNITED KINGDOM	-	-	2	-	-	2	-	2
	UNITED STATES	-	-	2	-	-	2	-	2
5	Sambo	-	-	2	-	-	2	-	2
	RUSSIAN FEDERATION	-	-	1	-	-	1	-	1
	SERBIA	-	-	1	-	-	1	-	1
4	Sepaktakraw	-	-	-	-	-	-	6	6
	MALAYSIA	-	-	-	-	-	-	6	6
6	Sport Fishing	-	-	1	-	-	1	-	1
	PORTUGAL	-	-	1	-	-	1	-	1
	Grand Total	51	4	210	47	-	327	87	414

* As indicated in the decisions received by WADA.

Table 6 - Total ADRVs from Athletes - IPC Sports by Nationality*

Ranking by Total ADRVs	Sport - Nationality	Urine				Blood Out-of-Competition M/F	Total Analytical ADRVs	Total Non-Analytical ADRVs	Total ADRVs
		Out-of-Competition		In-Competition					
		M	F	M	F				
2	Para-Athletics	1	-	1	-	-	2	1	3
	COSTA RICA	1	-	-	-	-	1	-	1
	SPAIN	-	-	1	-	-	1	-	1
	UNITED STATES	-	-	-	-	-	-	1	1
1	Para-Powerlifting	1	3	7	3	-	14	-	14
	ALGERIA	-	-	1	-	-	1	-	1
	AUSTRALIA	-	-	-	1	-	1	-	1
	BRAZIL	-	-	1	-	-	1	-	1
	EGYPT	-	3	-	1	-	4	-	4
	INDIA	-	-	1	-	-	1	-	1
	ITALY	1	-	-	-	-	1	-	1
	RUSSIAN FEDERATION	-	-	3	1	-	4	-	4
	UKRAINE	-	-	1	-	-	1	-	1
3	Para-Swimming	-	1	-	-	-	1	-	1
	RUSSIAN FEDERATION	-	1	-	-	-	1	-	1
3	Shooting Para Sport	-	-	1	-	-	1	-	1
	SWEDEN	-	-	1	-	-	1	-	1
	Grand Total	2	4	9	3	-	18	1	19

* As indicated in the decisions received by WADA.

Table 7 - Total ADRVs from Athletes - Sports for Athletes with an Impairment by Nationality*

Ranking by Total ADRVs	Sport - Nationality	Urine				Blood Out-of-Competition M/F	Total Analytical ADRVs	Total Non-Analytical ADRVs	Total ADRVs
		Out-of-Competition		In-Competition					
		M	F	M	F				
5	Aquatics	-	-	1	-	-	1	-	1
	EGYPT	-	-	1	-	-	1	-	1
4	Archery	1	-	1	-	-	2	-	2
	GERMANY	-	-	1	-	-	1	-	1
	UNITED STATES	1	-	-	-	-	1	-	1
1	Athletics	-	-	1	2	-	3	28	31
	ALGERIA	-	-	1	-	-	1	-	1
	RUSSIAN FEDERATION	-	-	-	1	-	1	15	16
	UNITED STATES	-	-	-	1	-	1	13	14
4	Basketball	1	-	1	-	-	2	-	2
	AUSTRALIA	-	-	1	-	-	1	-	1
	SAUDI ARABIA	1	-	-	-	-	1	-	1
4	Boccia	1	-	1	-	-	2	-	2
	GERMANY	-	-	1	-	-	1	-	1
	UNITED STATES	1	-	-	-	-	1	-	1
2	Cycling	-	-	5	1	-	6	6	12
	BRAZIL	-	-	3	1	-	4	4	8
	RUSSIAN FEDERATION	-	-	1	-	-	1	-	1
	SPAIN	-	-	1	-	-	1	2	3
5	CCIS Football	-	-	-	-	-	1	-	1
	TURKEY	-	-	-	-	-	1	-	1
3	Football 5-a-Side	-	-	3	-	-	3	-	3
	CHINA	-	-	1	-	-	1	-	1
	ITALY	-	-	1	-	-	1	-	1
	SPAIN	-	-	1	-	-	1	-	1
5	Powerlifting	-	-	-	-	-	1	-	1
	TURKEY	-	-	-	-	-	1	-	1
5	Sitting Volleyball	-	-	1	-	-	1	-	1
	BRAZIL	-	-	1	-	-	1	-	1
	Taekwondo	-	-	-	1	-	1	-	1
	KOREA - REPUBLIC OF	-	-	-	1	-	1	-	1
4	Triathlon	1	-	1	-	-	2	-	2
	MEXICO	-	-	1	-	-	1	-	1
	SOUTH AFRICA	1	-	-	-	-	1	-	1
5	Wheelchair Tennis	-	-	-	-	-	-	1	1
	UNITED KINGDOM	-	-	-	-	-	-	1	1
	Grand Total	4	-	15	4	-	25	35	60

* As indicated in the decisions received by WADA.

Table 8 - Total ADRVs from Athletes - Other Sports - Code Signatories by Nationality*

Ranking by Total ADRVs	Sport - Nationality	Urine				Blood	Total	Total	Total ADRVs
		Out-of-Competition M	Out-of-Competition F	In-Competition M	In-Competition F	Out-of-Competition M/F	Analytical ADRVs	Non-Analytical ADRVs	
1	Arm Wrestling	3	-	8	5	-	16	-	16
	BRAZIL	-	-	4	2	-	6	-	6
	EGYPT	2	-	-	-	-	2	-	2
	GERMANY	-	-	1	-	-	1	-	1
	HUNGARY	1	-	-	-	-	1	-	1
	KAZAKHSTAN	-	-	-	2	-	2	-	2
	RUSSIAN FEDERATION	-	-	1	1	-	2	-	2
	SLOVAKIA	-	-	1	-	-	1	-	1
	SPAIN	-	-	1	-	-	1	-	1
3	Bowls	-	-	-	1	-	1	-	1
	SOUTH AFRICA	-	-	-	1	-	1	-	1
3	Karate	-	-	1	-	-	1	-	1
	AZERBAIJAN	-	-	1	-	-	1	-	1
3	Kurash	-	-	1	-	-	1	-	1
	UZBEKISTAN	-	-	1	-	-	1	-	1
1	Rugby League	5	-	8	-	-	13	3	16
	AUSTRALIA	2	-	2	-	-	4	-	4
	FIJI	-	-	1	-	-	1	-	1
	FRANCE	1	-	-	-	-	1	2	3
	NORWAY	-	-	1	-	-	1	-	1
	SERBIA	-	-	1	-	-	1	-	1
	UNITED KINGDOM	2	-	3	-	-	5	1	6
2	Triathlon	3	-	1	-	-	4	1	5
	MEXICO	1	-	-	-	-	1	-	1
	UNITED STATES	2	-	1	-	-	3	1	4
	Grand Total	11	-	19	6	-	36	4	40

* As indicated in the decisions received by WADA.

Table 9 - Total ADRVs from Athletes - Other Sports by Nationality*

Ranking by Total ADRVs	Sport - Nationality	Urine				Blood	Total	Total	Total ADRVs
		Out-of-Competition M	Out-of-Competition F	In-Competition M	In-Competition F	Out-of-Competition M/F	Analytical ADRVs	Non-Analytical ADRVs	
3	American Football	2	-	5	-	-	7	-	7
	CANADA	2	-	5	-	-	7	-	7
5	Aquatics	-	-	1	1	-	2	-	2
	AUSTRIA	-	-	1	-	-	1	-	1
	UKRAINE	-	-	-	1	-	1	-	1
6	Basketball	-	-	1	-	-	1	-	1
	CANADA	-	-	1	-	-	1	-	1
6	Boxing	-	-	1	-	-	1	-	1
	ITALY	-	-	1	-	-	1	-	1
6	Broomball	-	-	-	1	-	1	-	1
	CANADA	-	-	-	1	-	1	-	1
6	Cycling	-	-	1	-	-	1	-	1
	ALGERIA	-	-	1	-	-	1	-	1
6	Football	-	-	1	-	-	1	-	1
	CANADA	-	-	1	-	-	1	-	1
6	Gymnastics	-	1	-	-	-	1	-	1
	CHINA	-	1	-	-	-	1	-	1
6	Heavy Athletics	-	-	1	-	-	1	-	1
	EGYPT	-	-	1	-	-	1	-	1

* As indicated in the decisions received by WADA.

Table 9 - Total ADRVs from Athletes - Other Sports by Nationality* (continued)

Ranking by Total ADRVs	Sport - Nationality	Urine				Blood	Total	Total	Total
		Out-of-Competition M	Out-of-Competition F	In-Competition M	In-Competition F	Out-of-Competition M/F	Analytical ADRVs	Non-Analytical ADRVs	Total ADRVs
6	Ice Hockey	-	-	1	-	-	1	-	1
	CANADA	-	-	1	-	-	1	-	1
6	Jet-Ski	-	-	1	-	-	1	-	1
	FRANCE	-	-	1	-	-	1	-	1
4	Kung Fu	-	-	2	1	-	3	-	3
	BRAZIL	-	-	2	1	-	3	-	3
4	Longue Paume	-	-	3	-	-	3	-	3
	BELGIUM	-	-	3	-	-	3	-	3
2	Mixed Martial Arts	12	3	5	1	-	21	1	22
	BELGIUM	-	-	1	-	-	1	-	1
	BRAZIL	4	1	-	-	-	5	-	5
	PHILIPPINES	-	-	1	-	-	1	-	1
	POLAND	-	-	1	-	-	1	-	1
	SOUTH AFRICA	-	-	1	-	-	1	-	1
	UNITED KINGDOM	1	-	-	-	-	1	-	1
	UNITED STATES	7	2	-	1	-	10	1	11
	WALES	-	-	1	-	-	1	-	1
6	Multifunctional Training	-	-	-	1	-	1	-	1
	UKRAINE	-	-	-	1	-	1	-	1
6	Padel	-	-	1	-	-	1	-	1
	BELGIUM	-	-	1	-	-	1	-	1
6	Pencak Silat	1	-	-	-	-	1	-	1
	THAILAND	1	-	-	-	-	1	-	1
6	Power Press	-	-	1	-	-	1	-	1
	FRANCE	-	-	1	-	-	1	-	1
4	Powerlifting	-	-	2	1	-	3	-	3
	ITALY	-	-	-	1	-	1	-	1
	MOLDOVA - REPUBLIC OF	-	-	2	-	-	2	-	2
6	School Sports	-	-	-	1	-	1	-	1
	CHINA	-	-	-	1	-	1	-	1
6	Strongman	-	-	1	-	-	1	-	1
	SLOVAKIA	-	-	1	-	-	1	-	1
6	Taekwondo	1	-	-	-	-	1	-	1
	CHINA	1	-	-	-	-	1	-	1
6	Traditional Archery	-	-	1	-	-	1	-	1
	KOREA - REPUBLIC OF	-	-	1	-	-	1	-	1
5	Ultimate Fighting	-	-	-	-	-	-	2	2
	UNITED STATES	-	-	-	-	-	-	2	2
	Grand Total	18	4	42	13	-	56	3	59

* As indicated in the decisions received by WADA.

Table 10 - Total ADRVs from Athletes by Nationality* and Sport

Ranking by Total ADRVs	Athlete Nationality - Sport	Urine				Blood			Total	Total	Total ADRVs
		Out-of-Competition		In-Competition		Out-of-Competition	In-Competition	Analytical	Non-Analytical		
		M	F	M	F	M	F	M	ADRVs**	ADRVs	
32	AFGHANISTAN	1	-	1	-	-	-	-	2	-	2
	Cricket	1	-	-	-	-	-	-	1	-	1
	Muaythai	-	-	1	-	-	-	-	1	-	1
32	ALBANIA	-	-	1	1	-	-	-	2	-	2
	Football	-	-	1	-	-	-	-	1	-	1
	Weightlifting	-	-	-	1	-	-	-	1	-	1
23	ALGERIA	-	-	9	3	-	-	-	12	-	12
	Athletics	-	-	2	1	-	-	-	3	-	3
	Cycling	-	-	5	-	-	-	-	5	-	5
	Para-Powerlifting	-	-	1	-	-	-	-	1	-	1
	Rowing	-	-	-	1	-	-	-	1	-	1
	Wrestling	-	-	1	1	-	-	-	2	-	2
33	ANDORRA	-	-	-	1	-	-	-	1	-	1
	Football	-	-	-	1	-	-	-	1	-	1
18	ARGENTINA	1	-	17	-	-	-	-	18	-	18
	Aquatics	1	-	-	-	-	-	-	1	-	1
	Bodybuilding	-	-	1	-	-	-	-	1	-	1
	Cycling	-	-	1	-	-	-	-	1	-	1
	Football	-	-	5	-	-	-	-	5	-	5
	Judo	-	-	1	-	-	-	-	1	-	1
	Rugby Union	-	-	9	-	-	-	-	9	-	9
33	ARMENIA	-	-	1	-	-	-	-	1	-	1
	Boxing	-	-	1	-	-	-	-	1	-	1
15	AUSTRALIA	3	2	15	3	-	-	-	23	6	29
	Aquatics	-	-	-	-	-	-	-	-	3	3
	Athletics	-	1	-	-	-	-	-	1	1	2
	Baseball	-	-	2	-	-	-	-	2	-	2
	Basketball	-	-	1	-	-	-	-	1	-	1
	Boxing	-	-	1	-	-	-	-	1	-	1
	Cycling	1	-	1	-	-	-	-	2	1	3
	Football	-	-	-	-	-	-	-	-	1	1
	Lifesaving	-	-	-	1	-	-	-	1	-	1
	Para-Powerlifting	-	-	-	1	-	-	-	1	-	1
	Powerlifting	-	1	1	1	-	-	-	3	-	3
	Roller Sports	-	-	1	-	-	-	-	1	-	1
	Rugby League	2	-	2	-	-	-	-	4	-	4
	Rugby Union	-	-	1	-	-	-	-	1	-	1
	Tennis	-	-	1	-	-	-	-	1	-	1
	Volleyball	-	-	1	-	-	-	-	1	-	1
	Weightlifting	-	-	3	-	-	-	-	3	-	3
25	AUSTRIA	-	-	6	-	-	-	-	6	4	10
	Aquatics	-	-	1	-	-	-	-	1	-	1
	Basketball	-	-	1	-	-	-	-	1	1	2
	Billiards Sports	-	-	2	-	-	-	-	2	-	2
	Cycling	-	-	-	-	-	-	-	-	2	2
	Football	-	-	1	-	-	-	-	1	-	1
	Judo	-	-	-	-	-	-	-	-	1	1
	Weightlifting	-	-	1	-	-	-	-	1	-	1

* As indicated in the decisions received by WADA.

** Based on each AAF which may not be the same as the number of decisions rendered. A decision may refer to multiple AAFs from the same athlete.

Table 10 - Total ADRVs from Athletes by Nationality* and Sport (continued)

Ranking by Total ADRVs	Athlete Nationality - Sport	Urine				Blood			Total	Total	Total ADRVs
		Out-of-Competition		In-Competition		Out-of-Competition	In-Competition	Analytical	Non-Analytical		
		M	F	M	F	M	F	M	ADRVs**	ADRVs	
14	AZERBAIJAN	7	2	17	4	-	-	-	30	2	32
	American Football	-	-	1	-	-	-	-	1	-	1
	Athletics	1	-	-	2	-	-	-	3	-	3
	Bodybuilding	1	-	2	-	-	-	-	3	-	3
	Boxing	1	-	-	-	-	-	-	1	-	1
	Cycling	-	-	4	-	-	-	-	4	-	4
	Handball	-	2	-	-	-	-	-	2	-	2
	Judo	-	-	1	1	-	-	-	2	-	2
	Karate	-	-	1	-	-	-	-	1	-	1
	Weightlifting	3	-	1	1	-	-	-	5	1	6
	Wrestling	1	-	7	-	-	-	-	8	1	9
33	BAHAMAS			1	-	-	-	-	1	-	1
	Athletics	-	-	1	-	-	-	-	1	-	1
31	BAHRAIN	-	-	2	1	-	-	-	3	-	3
	Athletics	-	-	-	1	-	-	-	1	-	1
	Cycling	-	-	1	-	-	-	-	1	-	1
	Ju-Jitsu	-	-	1	-	-	-	-	1	-	1
33	BARBADOS	1	-	-	-	-	-	-	1	-	1
	Athletics	1	-	-	-	-	-	-	1	-	1
28	BELARUS	3	3	-	-	-	-	-	6	-	6
	Athletics	-	3	-	-	-	-	-	3	-	3
	Canoe/Kayak	1	-	-	-	-	-	-	1	-	1
	Muaythai	1	-	-	-	-	-	-	1	-	1
	Rowing	1	-	-	-	-	-	-	1	-	1
8	BELGIUM	14	-	21	5	-	-	-	40	14	54
	Athletics	-	-	-	-	-	-	-	-	1	1
	Automobile Sports	-	-	1	-	-	-	-	1	-	1
	Bodybuilding	12	-	2	4	-	-	-	18	13	31
	Boxing	-	-	1	-	-	-	-	1	-	1
	Cycling	-	-	2	-	-	-	-	2	-	2
	DanceSport	-	-	1	-	-	-	-	1	-	1
	Football	-	-	2	-	-	-	-	2	-	2
	Karate	-	-	1	-	-	-	-	1	-	1
	Kickboxing	-	-	1	-	-	-	-	1	-	1
	Longue Paume	-	-	3	-	-	-	-	3	-	3
	Mixed Martial Arts	-	-	1	-	-	-	-	1	-	1
	Padel	-	-	1	-	-	-	-	1	-	1
	Powerlifting	-	-	4	1	-	-	-	5	-	5
	Rowing	-	-	1	-	-	-	-	1	-	1
	Volleyball	2	-	-	-	-	-	-	2	-	2
32	BOLIVIA	-	-	1	-	-	-	1	2	-	2
	Bodybuilding	-	-	1	-	-	-	-	1	-	1
	Cycling	-	-	-	-	-	-	1	1	-	1
32	BOSNIA AND HERZEGOVINA	1	-	-	1				2	-	2
	Athletics	-	-	-	1	-	-	-	1	-	1
	Kickboxing	1	-	-	-	-	-	-	1	-	1
33	BOTSWANA	-	1	-	-	-	-	-	1	-	1
	Athletics	-	1	-	-	-	-	-	1	-	1

* As indicated in the decisions received by WADA.

** Based on each AAF which may not be the same as the number of decisions rendered. A decision may refer to multiple AAFs from the same athlete.

Table 10 - Total ADRVs from Athletes by Nationality* and Sport (continued)

Ranking by Total ADRVs	Athlete Nationality - Sport	Urine				Blood			Total	Total	Total ADRVs
		Out-of-Competition		In-Competition		Out-of-Competition	In-Competition	Analytical	Non-Analytical		
		M	F	M	F	M	F	M	ADRVs**	ADRVs	
4	BRAZIL	10	1	49	19	-	-	-	79	5	84
	Aquatics	2	-	-	-	-	-	-	2	-	2
	Arm Wrestling	-	-	4	2	-	-	-	6	-	6
	Athletics	2	-	2	1	-	-	-	5	-	5
	Automobile Sports	-	-	2	-	-	-	-	2	-	2
	Basketball	1	-	2	-	-	-	-	3	-	3
	Bodybuilding	-	-	1	6	-	-	-	7	1	8
	Canoe/Kayak	-	-	-	4	-	-	-	4	-	4
	Cycling	-	-	6	2	-	-	-	8	4	12
	Football	-	-	19	-	-	-	-	19	-	19
	Handball	-	-	3	-	-	-	-	3	-	3
	Judo	-	-	1	1	-	-	-	2	-	2
	Kickboxing	-	-	2	-	-	-	-	2	-	2
	Kung Fu	-	-	2	1	-	-	-	3	-	3
	Mixed Martial Arts	4	1	-	-	-	-	-	5	-	5
	Para-Powerlifting	-	-	1	-	-	-	-	1	-	1
	Powerlifting	-	-	2	-	-	-	-	2	-	2
	Rowing	-	-	-	2	-	-	-	2	-	2
	Sitting Volleyball	-	-	1	-	-	-	-	1	-	1
	Tennis	-	-	1	-	-	-	-	1	-	1
	Volleyball	1	-	-	-	-	-	-	1	-	1
19	BULGARIA	2	1	10	2	-	-	-	15	1	16
	Aquatics	1	-	1	1	-	-	-	3	-	3
	Athletics	1	-	1	-	-	-	-	2	-	2
	Bodybuilding	-	-	1	-	-	-	-	1	-	1
	Cycling	-	-	1	-	-	-	-	1	-	1
	Judo	-	-	3	-	-	-	-	3	-	3
	Volleyball	-	-	1	-	-	-	-	1	-	1
	Weightlifting	-	1	2	1	-	-	-	4	-	4
	Wrestling	-	-	-	-	-	-	-	-	1	1
33	CAMEROON	-	-	1	-	-	-	-	1	-	1
	Boxing	-	-	1	-	-	-	-	1	-	1
13	CANADA	5	-	24	3	-	-	-	32	1	33
	Aquatics	-	-	-	-	-	-	-	-	1	
	American Football	2	-	5	-	-	-	-	7	-	7
	Athletics	-	-	1	-	-	-	-	1	-	1
	Basketball	-	-	1	-	-	-	-	1	-	1
	Broomball	-	-	-	1	-	-	-	1	-	1
	Football	-	-	1	-	-	-	-	1	-	1
	Ice Hockey	-	-	2	-	-	-	-	2	-	2
	Judo	1	-	1	-	-	-	-	2	-	2
	Powerlifting	1	-	11	2	-	-	-	14	-	14
	Skiing	-	-	2	-	-	-	-	2	-	2
	Weightlifting	1	-	-	-	-	-	-	1	-	1
19	CHILE	4	1	8	2	-	-	-	15	1	16
	Athletics	1	-	2	-	-	-	-	3	-	3
	Bodybuilding	-	-	1	1	-	-	-	2	-	2
	Canoe/Kayak	-	1	-	-	-	-	-	1	1	2
	Cycling	2	-	1	-	-	-	-	3	-	3
	Judo	-	-	1	-	-	-	-	1	-	1
	Surfing	-	-	1	1	-	-	-	2	-	2
	Weightlifting	1	-	2	-	-	-	-	3	-	3

* As indicated in the decisions received by WADA.

** Based on each AAF which may not be the same as the number of decisions rendered. A decision may refer to multiple AAFs from the same athlete.

Table 10 - Total ADRVs from Athletes by Nationality* and Sport (continued)

Ranking by Total ADRVs	Athlete Nationality - Sport	Urine				Blood			Total	Total	Total ADRVs
		Out-of-Competition		In-Competition		Out-of-Competition	In-Competition	Analytical	Non-Analytical		
		M	F	M	F	M	F	M	ADRVs**	ADRVs	
6	CHINA	10	17	14	13	1	4	-	59	3	62
	Aquatics	2	-	-	1	-	-	-	3	-	3
	Athletics	5	11	3	7	1	3	-	30	2	32
	Basketball	-	-	1	-	-	-	-	1	-	1
	Bodybuilding	-	-	6	1	-	-	-	7	-	7
	Boxing	1	2	-	-	-	-	-	3	-	3
	Canoe/Kayak	-	-	1	2	-	-	-	3	-	3
	Cycling	-	-	-	-	-	1	-	1	1	2
	Football	-	1	-	-	-	-	-	1	-	1
	Football 5-a-Side	-	-	1	-	-	-	-	1	-	1
	Gymnastics	-	1	-	-	-	-	-	1	-	1
	Rowing	-	1	-	-	-	-	-	1	-	1
	School Sports	-	-	-	1	-	-	-	1	-	1
	Skating	1	-	-	-	-	-	-	1	-	1
	Skiing	-	-	1	-	-	-	-	1	-	1
	Taekwondo	1	-	-	-	-	-	-	1	-	1
	Volleyball	-	-	-	1	-	-	-	1	-	1
	Weightlifting	-	1	-	-	-	-	-	1	-	1
	Wrestling	-	-	1	-	-	-	-	1	-	1
29	CHINESE TAIPEI	4	1	-	-	-	-	-	5	-	5
	Bodybuilding	3	-	-	-	-	-	-	3	-	3
	Weightlifting	1	1	-	-	-	-	-	2	-	2
16	COLOMBIA	1	1	13	4	-	-	6	25	1	26
	American Football	-	-	1	-	-	-	-	1	-	1
	Aquatics	1	-	-	-	-	-	-	1	-	1
	Athletics	-	1	-	2	-	-	-	3	-	3
	Bodybuilding	-	-	-	1	-	-	-	1	-	1
	Cycling	-	-	5	1	-	-	6	12	1	13
	Gymnastics	-	-	1	-	-	-	-	1	-	1
	Table Tennis	-	-	1	-	-	-	-	1	-	1
	Underwater Sports	-	-	1	-	-	-	-	1	-	1
	Weightlifting	-	-	4	-	-	-	-	4	-	4
19	COSTA RICA	1	-	5	1	-	-	9	21	-	21
	Bodybuilding	-	-	-	1	-	-	-	1	-	1
	Cycling	-	-	5	-	-	-	9	19	-	19
	Para-Athletics	1	-	-	-	-	-	-	1	-	1
26	CROATIA	-	-	3	1	-	-	-	4	4	8
	Athletics	-	-	-	1	-	-	-	1	-	1
	Basketball	-	-	1	-	-	-	-	1	-	1
	Billiards Sports	-	-	-	-	-	-	-	-	1	1
	Cycling	-	-	2	-	-	-	-	2	-	2
	Ice Hockey	-	-	-	-	-	-	-	-	2	2
	Weightlifting	-	-	-	-	-	-	-	-	1	1
29	CUBA	2	-	3	-	-	-	-	5	-	5
	Cycling	1	-	2	-	-	-	-	3	-	3
	Sailing	1	-	-	-	-	-	-	1	-	1
	Wrestling	-	-	1	-	-	-	-	1	-	1
27	CYPRUS	-	-	4	3	-	-	-	7	-	7
	Athletics	-	-	1	3	-	-	-	4	-	4
	Cycling	-	-	1	-	-	-	-	1	-	1
	Karate	-	-	1	-	-	-	-	1	-	1
	Wrestling	-	-	1	-	-	-	-	1	-	1

* As indicated in the decisions received by WADA.

** Based on each AAF which may not be the same as the number of decisions rendered. A decision may refer to multiple AAFs from the same athlete.

Table 10 - Total ADRVs from Athletes by Nationality* and Sport (continued)

Ranking by Total ADRVs	Athlete Nationality - Sport	Urine				Blood			Total	Total	Total ADRVs
		Out-of-Competition		In-Competition		Out-of-Competition	In-Competition	Analytical	Non-Analytical		
		M	F	M	F	M	F	M	ADRVs**	ADRVs	
20	CZECH REPUBLIC	1	-	7	4	-	-	-	12	3	15
	American Football	-	-	1	-	-	-	-	1	-	1
	Aquatics	-	-	1	1	-	-	-	2	-	2
	Athletics	-	-	1	-	-	-	-	1	-	1
	Bodybuilding	-	-	2	1	-	-	-	3	2	5
	Cycling	-	-	-	1	-	-	-	1	-	1
	Powerlifting	-	-	2	-	-	-	-	2	1	3
	Tennis	-	-	-	1	-	-	-	1	-	1
	Wrestling	1	-	-	-	-	-	-	1	-	1
27	DENMARK	2	-	4	-	-	-	-	6	1	7
	Basketball	-	-	1	-	-	-	-	1	-	1
	Boxing	1	-	-	-	-	-	-	1	-	1
	Cycling	-	-	1	-	-	-	-	1	-	1
	Kickboxing	1	-	-	-	-	-	-	1	-	1
	Powerlifting	-	-	1	-	-	-	-	1	1	2
	Triathlon	-	-	1	-	-	-	-	1	-	1
27	ECUADOR	-	-	5	2	-	-	-	7	-	7
	Bodybuilding	-	-	3	-	-	-	-	3	-	3
	Boxing	-	-	1	-	-	-	-	1	-	1
	Judo	-	-	1	1	-	-	-	2	-	2
	Wrestling	-	-	-	1	-	-	-	1	-	1
12	EGYPT	12	3	14	5	-	-	-	34	-	34
	Aquatics	-	-	3	-	-	-	-	3	-	3
	Arm Wrestling	2	-	-	-	-	-	-	2	-	2
	Basketball	-	-	1	-	-	-	-	1	-	1
	Bodybuilding	1	-	-	-	-	-	-	1	-	1
	Football	-	-	1	-	-	-	-	1	-	1
	Heavy Athletics	-	-	1	-	-	-	-	1	-	1
	Judo	-	-	2	-	-	-	-	2	-	2
	Karate	-	-	1	-	-	-	-	1	-	1
	Lifesaving	-	-	1	-	-	-	-	1	-	1
	Para-Powerlifting	-	3	-	1	-	-	-	4	-	4
	Powerlifting	8	-	1	-	-	-	-	9	-	9
	Underwater Sports	-	-	-	1	-	-	-	1	-	1
	Weightlifting	-	-	2	3	-	-	-	5	-	5
	Wrestling	1	-	1	-	-	-	-	2	-	2
30	ESTONIA	-	-	2	2	-	-	-	4	-	4
	Aquatics	-	-	-	1	-	-	-	1	-	1
	Powerlifting	-	-	2	1	-	-	-	3	-	3
28	ETHIOPIA	-	-	2	3	-	-	-	5	1	6
	Athletics	-	-	2	3	-	-	-	5	1	6
33	FIJI	-	-	1	-	-	-	-	1	-	1
	Rugby League	-	-	1	-	-	-	-	1	-	1
32	FINLAND	-	-	2	-	-	-	-	2	-	2
	Basketball	-	-	1	-	-	-	-	1	-	1
	Shooting	-	-	1	-	-	-	-	1	-	1

* As indicated in the decisions received by WADA.

** Based on each AAF which may not be the same as the number of decisions rendered. A decision may refer to multiple AAFs from the same athlete.

Table 10 - Total ADRVs from Athletes by Nationality* and Sport (continued)

Ranking by Total ADRVs	Athlete Nationality - Sport	Urine				Blood			Total	Total	Total ADRVs
		Out-of-Competition		In-Competition		Out-of-Competition	In-Competition	Analytical	Non-Analytical		
		M	F	M	F	M	F	M	ADRVs**	ADRVs	
2	FRANCE	7	-	72	15	-	-	-	94	34	128
	American Football	-	-	2	-	-	-	-	2	-	2
	Athletics	-	-	2	1	-	-	-	3	3	6
	Basketball	-	-	1	-	-	-	-	1	1	2
	Billiards Sports	-	-	1	-	-	-	-	1	-	1
	Bodybuilding	1	-	13	10	-	-	-	24	7	31
	Boxing	-	-	3	-	-	-	-	3	2	5
	Cycling	1	-	7	1	-	-	-	9	4	13
	Equestrian	-	-	-	-	-	-	-	-	1	1
	Football	-	-	3	-	-	-	-	3	1	4
	Gymnastics	-	-	-	-	-	-	-	-	2	2
	Handball	1	-	-	-	-	-	-	1	1	2
	Ice Hockey	-	-	3	-	-	-	-	3	-	3
	Jet-Ski	-	-	1	-	-	-	-	1	-	1
	Karate	-	-	-	1	-	-	-	1	-	1
	Kickboxing	-	-	10	-	-	-	-	10	1	11
	Motorcycle Racing	-	-	1	-	-	-	-	1	-	1
	Muaythai	-	-	7	-	-	-	-	7	-	7
	Power Press	-	-	1	-	-	-	-	1	-	1
	Powerlifting	2	-	6	2	-	-	-	10	2	12
	Rugby League	1	-	-	-	-	-	-	1	2	3
	Rugby Union	1	-	5	-	-	-	-	6	3	9
	Sailing	-	-	-	-	-	-	-	-	1	1
	Squash	-	-	-	-	-	-	-	-	1	1
	Tennis	-	-	1	-	-	-	-	1	-	1
	Weightlifting	-	-	-	-	-	-	-	-	1	1
	Wrestling	-	-	5	-	-	-	-	5	1	6
33	FRENCH POLYNESIA	-	-	1	-	-	-	-	1	-	1
	Football	-	-	1	-	-	-	-	1	-	1
32	GEORGIA	1	-	1	-	-	-	-	2	-	2
	Judo	-	-	1	-	-	-	-	1	-	1
	Weightlifting	1	-	-	-	-	-	-	1	-	1
12	GERMANY	1	2	25	3	-	-	-	31	3	34
	Archery	-	-	1	-	-	-	-	1	-	1
	Arm Wrestling	-	-	1	-	-	-	-	1	-	1
	Athletics	-	-	-	-	-	-	-	-	1	1
	Baseball	-	-	1	-	-	-	-	1	-	1
	Basketball	-	-	2	-	-	-	-	2	-	2
	Boccia	-	-	1	-	-	-	-	1	-	1
	Bodybuilding	-	-	2	-	-	-	-	2	-	2
	Bowling	-	-	-	1	-	-	-	1	-	1
	Boxing	-	1	1	-	-	-	-	2	-	2
	Darts	-	-	2	-	-	-	-	2	-	2
	Handball	-	1	-	-	-	-	-	1	-	1
	Judo	-	-	-	1	-	-	-	1	-	1
	Kickboxing	-	-	1	-	-	-	-	1	-	1
	Motorcycle Racing	-	-	1	-	-	-	-	1	-	1
	Powerlifting	-	-	5	1	-	-	-	6	-	6
	Rowing	-	-	-	-	-	-	-	-	1	1
	Shooting	-	-	1	-	-	-	-	1	-	1
	Skiing	-	-	-	-	-	-	-	-	1	1
	Triathlon	-	-	1	-	-	-	-	1	-	1
	Underwater Sports	1	-	1	-	-	-	-	2	-	2
	Weightlifting	-	-	4	-	-	-	-	4	-	4

* As indicated in the decisions received by WADA.

** Based on each AAF which may not be the same as the number of decisions rendered. A decision may refer to multiple AAFs from the same athlete.

Table 10 - Total ADRVs from Athletes by Nationality* and Sport (continued)

Ranking by Total ADRVs	Athlete Nationality - Sport	Urine				Blood			Total	Total	Total ADRVs
		Out-of-Competition		In-Competition		Out-of-Competition		In-Competition	Analytical	Non-Analytical	
		M	F	M	F	M	F	M	ADRVs**	ADRVs	
33	GHANA	1	-	-	-	-	-	-	1	-	1
	Boxing	1	-	-	-	-	-	-	1	-	1
31	GREECE	-	1	1	1	-	-	-	3	-	3
	Athletics	-	1	1	-	-	-	-	2	-	2
	Bodybuilding	-	-	-	1	-	-	-	1	-	1
28	GUATEMALA	-	-	6	-	-	-	-	6	-	6
	Bodybuilding	-	-	4	-	-	-	-	4	-	4
	Equestrian	-	-	1	-	-	-	-	1	-	1
	Football	-	-	1	-	-	-	-	1	-	1
19	HUNGARY	2	2	12	-	-	-	-	16	-	16
	American Football	-	-	1	-	-	-	-	1	-	1
	Arm Wrestling	1	-	-	-	-	-	-	1	-	1
	Bodybuilding	-	-	4	-	-	-	-	4	-	4
	Boxing	-	1	-	-	-	-	-	1	-	1
	Canoe/Kayak	1	-	-	-	-	-	-	1	-	1
	Ice Hockey	-	-	2	-	-	-	-	2	-	2
	Judo	-	-	2	-	-	-	-	2	-	2
	Powerlifting	-	-	1	-	-	-	-	1	-	1
	Skating	-	1	-	-	-	-	-	1	-	1
	Underwater Sports	-	-	1	-	-	-	-	1	-	1
	Weightlifting	-	-	1	-	-	-	-	1	-	1
33	ICELAND	1	-	-	-	-	-	-	1	-	1
	Judo	1	-	-	-	-	-	-	1	-	1
7	INDIA	8	5	32	11	-	-	-	56	1	57
	Athletics	-	-	10	10	-	-	-	20	-	20
	Bodybuilding	-	-	3	-	-	-	-	3	-	3
	Boxing	3	1	-	-	-	-	-	4	-	4
	Cricket	-	-	1	-	-	-	-	1	-	1
	Field Hockey	1	-	-	-	-	-	-	1	-	1
	Football	1	-	-	-	-	-	-	1	-	1
	Para-Powerlifting	-	-	1	-	-	-	-	1	-	1
	Powerlifting	-	-	8	-	-	-	-	8	1	9
	Taekwondo	-	-	-	1	-	-	-	1	-	1
	Volleyball	1	-	-	-	-	-	-	1	-	1
	Weightlifting	2	3	6	-	-	-	-	11	-	11
	Wrestling	-	1	3	-	-	-	-	4	-	4
22	IRAN - ISLAMIC REPUBLIC OF	1	1	11	-	-	-	-	13	-	13
	Cycling	-	-	5	-	-	-	-	5	-	5
	Powerlifting	1	-	1	-	-	-	-	2	-	2
	Shooting	-	-	1	-	-	-	-	1	-	1
	Taekwondo	-	1	3	-	-	-	-	4	-	4
	Weightlifting	-	-	1	-	-	-	-	1	-	1

* As indicated in the decisions received by WADA.

** Based on each AAF which may not be the same as the number of decisions rendered. A decision may refer to multiple AAFs from the same athlete.

Table 10 - Total ADRVs from Athletes by Nationality* and Sport (continued)

Ranking by Total ADRVs	Athlete Nationality - Sport	Urine				Blood			Total	Total	Total ADRVs
		Out-of-Competition		In-Competition		Out-of-Competition	In-Competition	Analytical	Non-Analytical		
		M	F	M	F	M	F	M	ADRVs**	ADRVs	
32	IRAQ	1	-	1	-	-	-	-	2	-	2
	Weightlifting	1	-	-	-	-	-	-	1	-	1
	Wrestling	-	-	1	-	-	-	-	1	-	1
33	ISRAEL	-	-	1	-	-	-	-	1	-	1
	Football	-	-	1	-	-	-	-	1	-	1
1	ITALY	6	1	70	17	-	-	-	94	77	171
	American Football	1	-	3	-	-	-	-	4	-	4
	Aquatics	-	-	-	1	-	-	-	1	-	1
	Archery	-	-	2	-	-	-	-	2	-	2
	Athletics	-	-	8	1	-	-	-	9	2	11
	Automobile Sports	-	-	-	-	-	-	-	-	4	4
	Basketball	-	-	2	-	-	-	-	2	-	2
	Bodybuilding	-	-	8	6	-	-	-	14	36	50
	Boxing	-	-	1	1	-	-	-	2	-	2
	Bridge	-	-	1	1	-	-	-	2	-	2
	Canoe/Kayak	-	-	-	1	-	-	-	1	-	1
	Cycling	4	-	21	2	-	-	-	27	24	51
	Equestrian	-	-	-	-	-	-	-	-	1	1
	Fencing	-	-	2	-	-	-	-	2	1	3
	Field Hockey	-	-	1	-	-	-	-	1	-	1
	Football	-	-	6	-	-	-	-	6	-	6
	Football 5-a-Side	-	-	1	-	-	-	-	1	-	1
	Handball	-	-	1	-	-	-	-	1	-	1
	Judo	-	-	-	-	-	-	-	-	1	1
	Kickboxing	-	-	-	-	-	-	-	-	1	1
	Mountaineering and Climbing	-	-	-	-	-	-	-	-	1	1
	Para-Powerlifting	1	-	-	-	-	-	-	1	-	1
	Powerboating	-	-	1	-	-	-	-	1	-	1
	Powerlifting	-	-	1	1	-	-	-	2	-	2
	Roller Sports	-	-	2	-	-	-	-	2	-	2
	Rowing	-	-	1	-	-	-	-	1	-	1
	Rugby Union	-	-	3	-	-	-	-	3	-	3
	Skiing	-	-	-	1	-	-	-	1	1	2
	Tennis	-	1	1	-	-	-	-	2	1	3
	Triathlon	-	-	-	1	-	-	-	1	3	4
	Tug of War	-	-	1	-	-	-	-	1	-	1
	Volleyball	-	-	1	1	-	-	-	2	-	2
	Weightlifting	-	-	-	-	-	-	-	-	1	1
	Wushu	-	-	2	-	-	-	-	2	-	2
29	JAMAICA	1	-	1	-	-	-	-	2	3	5
	Athletics	-	-	-	-	-	-	-	-	2	2
	Bodybuilding	1	-	1	-	-	-	-	2	-	2
	Cricket	-	-	-	-	-	-	-	-	1	1
27	JAPAN	-	-	2	3	-	-	-	5	2	7
	Aquatics	-	-	1	-	-	-	-	1	-	1
	Athletics	-	-	-	1	-	-	-	1	-	1
	Bodybuilding	-	-	-	-	-	-	-	-	1	1
	Canoe/Kayak	-	-	-	-	-	-	-	-	1	1
	Fencing	-	-	-	1	-	-	-	1	-	1
	Sumo	-	-	-	1	-	-	-	1	-	1
	Wrestling	-	-	1	-	-	-	-	1	-	1

* As indicated in the decisions received by WADA.

** Based on each AAF which may not be the same as the number of decisions rendered. A decision may refer to multiple AAFs from the same athlete.

Table 10 - Total ADRVs from Athletes by Nationality* and Sport (continued)

Ranking by Total ADRVs	Athlete Nationality - Sport	Urine				Blood			Total	Total	Total ADRVs
		Out-of-Competition		In-Competition		Out-of-Competition	In-Competition	Analytical	Non-Analytical		
		M	F	M	F	M	F	M	ADRVs**	ADRVs	
28	JORDAN	3	-	3	-	-	-	-	6	-	6
	Bodybuilding	2	-	2	-	-	-	-	4	-	4
	Kickboxing	1	-	-	-	-	-	-	1	-	1
	Taekwondo	-	-	1	-	-	-	-	1	-	1
12	KAZAKHSTAN	7	1	13	13	-	-	-	34	-	34
	Aquatics	-	1	-	-	-	-	-	1	-	1
	Arm Wrestling	-	-	-	2	-	-	-	2	-	2
	Athletics	1	-	1	1	-	-	-	3	-	3
	Biathlon	-	-	-	1	-	-	-	1	-	1
	Canoe/Kayak	2	-	-	-	-	-	-	2	-	2
	Cycling	-	-	1	1	-	-	-	2	-	2
	Football	-	-	-	1	-	-	-	1	-	1
	Gymnastics	-	-	-	5	-	-	-	5	-	5
	Powerlifting	-	-	2	-	-	-	-	2	-	2
	Skiing	1	-	1	-	-	-	-	2	-	2
	Taekwondo	-	-	-	1	-	-	-	1	-	1
	Tennis	-	-	-	1	-	-	-	1	-	1
	Weightlifting	1	-	6	-	-	-	-	7	-	7
	Wrestling	2	-	2	-	-	-	-	4	-	4
15	KENYA	-	1	21	4	-	-	-	26	3	29
	Aquatics	-	-	-	1	-	-	-	1	-	1
	Athletics	-	1	20	3	-	-	-	24	2	26
	Bodybuilding	-	-	-	-	-	-	-	-	1	1
	Boxing	-	-	1	-	-	-	-	1	-	1
13	KOREA - REPUBLIC OF	7	2	22	2	-	-	-	33	-	33
	Archery	-	-	-	1	-	-	-	1	-	1
	Bodybuilding	7	1	20	-	-	-	-	28	-	28
	Football	-	1	-	-	-	-	-	1	-	1
	Taekwondo	-	-	-	1	-	-	-	1	-	1
	Traditional Archery	-	-	1	-	-	-	-	1	-	1
	Wrestling	-	-	1	-	-	-	-	1	-	1
32	KYRGYZSTAN	-	-	2	-	-	-	-	2	-	2
	Cycling	-	-	1	-	-	-	-	1	-	1
	Wrestling	-	-	1	-	-	-	-	1	-	1
32	LATVIA	1	-	1	-	-	-	-	2	-	2
	Powerlifting	1	-	1	-	-	-	-	2	-	2
32	LIBYA, STATE OF	-	-	2	-	-	-	-	2	-	2
	Powerlifting	-	-	2	-	-	-	-	2	-	2
28	LITHUANIA	-	1	4	-	-	-	-	5	1	6
	Athletics	-	-	-	-	-	-	-	-	1	1
	Basketball	-	1	2	-	-	-	-	3	-	3
	Powerlifting	-	-	1	-	-	-	-	1	-	1
	Weightlifting	-	-	1	-	-	-	-	1	-	1
25	MALAYSIA	-	-	2	2	-	-	-	4	6	10
	Aquatics	-	-	-	2	-	-	-	2	-	2
	Field Hockey	-	-	1	-	-	-	-	1	-	1
	Sepaktakraw	-	-	-	-	-	-	-	-	6	6
	Weightlifting	-	-	1	-	-	-	-	1	-	1

* As indicated in the decisions received by WADA.

** Based on each AAF which may not be the same as the number of decisions rendered. A decision may refer to multiple AAFs from the same athlete.

Table 10 - Total ADRVs from Athletes by Nationality* and Sport (continued)

Ranking by Total ADRVs	Athlete Nationality - Sport	Urine				Blood			Total	Total	Total ADRVs
		Out-of-Competition		In-Competition		Out-of-Competition	In-Competition	Analytical	Non-Analytical		
		M	F	M	F	M	F	M	ADRVs**	ADRVs	
30	MALTA	2	-	1	-	-	-	-	3	1	4
	Boxing	-	-	-	-	-	-	-	-	1	1
	Football	1	-	1	-	-	-	-	2	-	2
	Triathlon	1	-	-	-	-	-	-	1	-	1
24	MEXICO	2	1	3	5				11	-	11
	Football	-	-	1	-	-	-	-	1	-	1
	Triathlon	1	-	1	1	-	-	-	3	-	3
	Waterskiing	-	-	-	3	-	-	-	3	-	3
	Weightlifting	1	1	1	1	-	-	-	4	-	4
30	MOLDOVA - REPUBLIC OF	-	-	4	-	-	-	-	4	-	4
	Powerlifting	-	-	2	-	-	-	-	2	-	2
	Weightlifting	-	-	2	-	-	-	-	2	-	2
33	Monaco	-	-	-	-	-	-	-	-	1	1
	Skiing	-	-	-	-	-	-	-	-	1	1
33	MONGOLIA	-	1	-	-	-	-	-	1	-	1
	Weightlifting	-	1	-	-	-	-	-	1	-	1
22	MOROCCO	3	-	4	-	-	-	-	7	6	13
	Athletics	1	-	3	-	-	-	-	4	6	10
	Boxing	1	-	-	-	-	-	-	1	-	1
	Judo	-	-	1	-	-	-	-	1	-	1
	Weightlifting	1	-	-	-	-	-	-	1	-	1
17	NETHERLANDS	-	-	14	2	-	-	-	16	4	20
	Baseball	-	-	4	-	-	-	-	4	1	5
	Boxing	-	-	1	-	-	-	-	1	-	1
	Cricket	-	-	1	-	-	-	-	1	-	1
	Cycling	-	-	-	-	-	-	-	-	1	1
	Darts	-	-	-	1	-	-	-	1	1	2
	Football	-	-	1	-	-	-	-	1	-	1
	Kickboxing	-	-	1	-	-	-	-	1	-	1
	Motorcycle Racing	-	-	2	-	-	-	-	2	-	2
	Muaythai	-	-	-	1	-	-	-	1	-	1
	Powerlifting	-	-	2	-	-	-	-	2	-	2
	Rugby Union	-	-	1	-	-	-	-	1	-	1
	Tennis	-	-	-	-	-	-	-	-	1	1
	Weightlifting	-	-	1	-	-	-	-	1	-	1
24	NEW ZEALAND	-	-	2	-	-	-	-	2	9	11
	Basketball	-	-	1	-	-	-	-	1	-	1
	Cricket	-	-	-	-	-	-	-	-	2	2
	Cycling	-	-	1	-	-	-	-	1	1	2
	Ice Hockey	-	-	-	-	-	-	-	-	2	2
	Rugby Union	-	-	-	-	-	-	-	-	4	4
28	NIGERIA	-	-	1	5	-	-	-	6	-	6
	Athletics	-	-	-	1	-	-	-	1	-	1
	Weightlifting	-	-	1	3	-	-	-	4	-	4
	Wrestling	-	-	-	1	-	-	-	1	-	1

* As indicated in the decisions received by WADA.

** Based on each AAF which may not be the same as the number of decisions rendered. A decision may refer to multiple AAFs from the same athlete.

Table 10 - Total ADRVs from Athletes by Nationality* and Sport (continued)

Ranking by Total ADRVs	Athlete Nationality - Sport	Urine				Blood			Total	Total	Total ADRVs
		Out-of-Competition		In-Competition		Out-of-Competition	In-Competition	Analytical	Non-Analytical		
		M	F	M	F	M	F	M	ADRVs**	ADRVs	
22	NORWAY	3	-	5	1	-	-	-	9	4	13
	Athletics	-	-	-	-	-	-	-	-	2	2
	Basketball	-	-	1	-	-	-	-	1	-	1
	Bodybuilding	-	-	1	1	-	-	-	2	-	2
	Cycling	-	-	1	-	-	-	-	1	-	1
	Football	-	-	1	-	-	-	-	1	1	2
	Kickboxing	1	-	-	-	-	-	-	1	-	1
	Powerlifting	2	-	-	-	-	-	-	2	1	3
	Rugby League	-	-	1	-	-	-	-	1	-	1
33	OMAN	-	-	1	-	-	-	-	1	-	1
	Field Hockey	-	-	1	-	-	-	-	1	-	1
33	PAKISTAN	-	-	1	-	-	-	-	1	-	1
	Shooting	-	-	1	-	-	-	-	1	-	1
33	PANAMA	-	-	1	-	-	-	-	1	-	1
	Wrestling	-	-	1	-	-	-	-	1	-	1
32	PARAGUAY	-	-	2	-	-	-	-	2	-	2
	Cycling	-	-	1	-	-	-	-	1	-	1
	Football	-	-	1	-	-	-	-	1	-	1
22	PERU	1	-	8	3	-	-	-	12	1	13
	Bodybuilding	-	-	6	3	-	-	-	9	1	10
	Football	-	-	1	-	-	-	-	1	-	1
	Weightlifting	-	-	1	-	-	-	-	1	-	1
	Wrestling	1	-	-	-	-	-	-	1	-	1
33	PHILIPPINES	-	-	1	-	-	-	-	1	-	1
	Mixed Martial Arts	-	-	1	-	-	-	-	1	-	1
28	POLAND	-	-	5	-	-	-	-	5	1	6
	Bodybuilding	-	-	-	-	-	-	-	-	1	1
	Football	-	-	1	-	-	-	-	1	-	1
	Handball	-	-	1	-	-	-	-	1	-	1
	Mixed Martial Arts	-	-	1	-	-	-	-	1	-	1
	Motorcycle Racing	-	-	1	-	-	-	-	1	-	1
	Underwater Sports	-	-	1	-	-	-	-	1	-	1
16	PORTUGAL	1	-	16	2	-	-	-	19	7	26
	Athletics	-	-	2	-	-	-	-	2	-	2
	Automobile Sports	-	-	1	-	-	-	-	1	-	1
	Canoe/Kayak	-	-	1	-	-	-	-	1	-	1
	Chess	-	-	-	1	-	-	-	1	-	1
	Cycling	-	-	4	-	-	-	-	4	3	7
	Football	1	-	1	1	-	-	-	3	-	3
	Golf	-	-	1	-	-	-	-	1	-	1
	Gymnastics	-	-	-	-	-	-	-	-	1	1
	Kickboxing	-	-	3	-	-	-	-	3	2	5
	Sailing	-	-	1	-	-	-	-	1	1	2
	Shooting	-	-	1	-	-	-	-	1	-	1
	Sport Fishing	-	-	1	-	-	-	-	1	-	1
33	PUERTO RICO	-	-	1	-	-	-	-	1	-	1
	Powerlifting	-	-	1	-	-	-	-	1	-	1
30	QATAR	-	-	4	-	-	-	-	4	-	4
	Football	-	-	2	-	-	-	-	2	-	2
	Handball	-	-	2	-	-	-	-	2	-	2
33	RÉUNION	-	-	1	-	-	-	-	1	-	1
	Athletics	-	-	1	-	-	-	-	1	-	1

* As indicated in the decisions received by WADA.

** Based on each AAF which may not be the same as the number of decisions rendered. A decision may refer to multiple AAFs from the same athlete.

Table 10 - Total ADRVs from Athletes by Nationality* and Sport (continued)

Ranking by Total ADRVs	Athlete Nationality - Sport	Urine				Blood			Total	Total	Total ADRVs
		Out-of-Competition		In-Competition		Out-of-Competition	In-Competition	Analytical	Non-Analytical		
		M	F	M	F	M	F	M	ADRVs**	ADRVs	
15	ROMANIA	7	1	15	3	-	-	-	26	3	29
	Aquatics	-	-	1	-	-	-	-	1	1	2
	Athletics	-	-	1	1	-	-	-	2	1	3
	Bodybuilding	-	1	4	1	-	-	-	6	1	7
	Boxing	4	-	2	-	-	-	-	6	-	6
	Canoe/Kayak	1	-	1	-	-	-	-	2	-	2
	Ice Hockey	-	-	1	-	-	-	-	1	-	1
	Judo	1	-	-	-	-	-	-	1	-	1
	Rugby Union	1	-	2	-	-	-	-	3	-	3
	Tennis	-	-	1	-	-	-	-	1	-	1
	Weightlifting	-	-	1	1	-	-	-	2	-	2
	Wrestling	-	-	1	-	-	-	-	1	-	1
5	RUSSIAN FEDERATION	6	7	25	17	-	-	-	55	27	82
	Arm Wrestling	-	-	1	1	-	-	-	2	-	2
	Athletics	3	-	-	3	-	-	-	6	15	21
	Bobsleigh	-	-	-	-	-	-	-	-	2	2
	Boxing	-	2	1	-	-	-	-	3	2	5
	Canoe/Kayak	1	-	-	-	-	-	-	1	-	1
	Cycling	1	-	5	1	-	-	-	7	-	7
	DanceSport	-	-	1	1	-	-	-	2	-	2
	Field Hockey	1	-	-	-	-	-	-	1	-	1
	Handball	-	-	-	3	-	-	-	3	-	3
	Ice Hockey	-	-	5	-	-	-	-	5	-	5
	Judo	-	-	-	-	-	-	-	-	1	1
	Kickboxing	-	1	-	-	-	-	-	1	1	2
	Modern Pentathlon	-	-	1	-	-	-	-	1	1	2
	Mountaineering and Climbing	-	-	1	-	-	-	-	1	-	1
	Orienteering	-	-	-	1	-	-	-	1	-	1
	Para-Powerlifting	-	-	3	1	-	-	-	4	-	4
	Para-Swimming	-	1	-	-	-	-	-	1	-	1
	Powerboating	-	-	1	-	-	-	-	1	-	1
	Powerlifting	-	-	2	2	-	-	-	4	-	4
	Rowing	-	2	-	-	-	-	-	2	1	3
	Sambo	-	-	1	-	-	-	-	1	-	1
	Skiing	-	-	-	1	-	-	-	1	1	2
	Tennis	-	-	-	1	-	-	-	1	-	1
	Weightlifting	-	1	1	2	-	-	-	4	2	6
	Wrestling	-	-	2	-	-	-	-	2	1	3
33	SAMOA	-	-	1	-	-	-	-	1	-	1
	Rugby Union	-	-	1	-	-	-	-	1	-	1
29	SAUDI ARABIA	1	-	3	-	-	-	-	4	1	5
	Athletics	-	-	-	-	-	-	-	-	1	1
	Basketball	1	-	-	-	-	-	-	1	-	1
	Football	-	-	1	-	-	-	-	1	-	1
	Wrestling	-	-	2	-	-	-	-	2	-	2
33	SENEGAL	-	-	1	-	-	-	-	1	-	1
	Basketball	-	-	1	-	-	-	-	1	-	1

* As indicated in the decisions received by WADA.

** Based on each AAF which may not be the same as the number of decisions rendered. A decision may refer to multiple AAFs from the same athlete.

Table 10 - Total ADRVs from Athletes by Nationality* and Sport (continued)

Ranking by Total ADRVs	Athlete Nationality - Sport	Urine				Blood				Total	Total	Total ADRVs
		Out-of-Competition		In-Competition		Out-of-Competition		In-Competition		Analytical	Non-Analytical	
		M	F	M	F	M	F	M	F	ADRVs**	ADRVs	
23	SERBIA	-	-	11	1	-	-	-	-	12	-	12
	American Football	-	-	2	-	-	-	-	-	2	-	2
	Aquatics	-	-	1	-	-	-	-	-	1	-	1
	Bodybuilding	-	-	2	-	-	-	-	-	2	-	2
	Boxing	-	-	1	-	-	-	-	-	1	-	1
	Ice Hockey	-	-	1	-	-	-	-	-	1	-	1
	Judo	-	-	2	-	-	-	-	-	2	-	2
	Rugby League	-	-	1	-	-	-	-	-	1	-	1
	Sambo	-	-	1	-	-	-	-	-	1	-	1
	Taekwondo	-	-	-	1	-	-	-	-	1	-	1
33	SINGAPORE	-	-	-	-	-	-	-	-	-	1	1
	Canoe/Kayak	-	-	-	-	-	-	-	-	-	1	1
21	SLOVAKIA	-	-	8	2	-	-	-	-	10	4	14
	Arm Wrestling	-	-	1	-	-	-	-	-	1	-	1
	Athletics	-	-	-	-	-	-	-	-	-	1	1
	Bodybuilding	-	-	5	2	-	-	-	-	7	3	10
	Ice Hockey	-	-	1	-	-	-	-	-	1	-	1
	Strongman	-	-	1	-	-	-	-	-	1	-	1
10	SOUTH AFRICA	7	2	28	5	-	-	-	-	42	1	43
	Athletics	1	1	2	3	-	-	-	-	7	-	7
	Bodybuilding	-	-	12	-	-	-	-	-	12	-	12
	Bowls	-	-	-	1	-	-	-	-	1	-	1
	Boxing	-	-	2	-	-	-	-	-	2	-	2
	Cycling	-	1	-	-	-	-	-	-	1	1	2
	Field Hockey	-	-	-	1	-	-	-	-	1	-	1
	Football	-	-	1	-	-	-	-	-	1	-	1
	Mixed Martial Arts	-	-	1	-	-	-	-	-	1	-	1
	Powerlifting	2	-	3	-	-	-	-	-	5	-	5
	Rugby Union	3	-	6	-	-	-	-	-	9	-	9
	Triathlon	1	-	-	-	-	-	-	-	1	-	1
	Weightlifting	-	-	1	-	-	-	-	-	1	-	1
9	SPAIN	4	-	38	4	2	-	-	-	48	4	52
	American Football	-	-	1	-	-	-	-	-	1	-	1
	Arm Wrestling	-	-	1	-	-	-	-	-	1	-	1
	Athletics	-	-	3	1	-	-	-	-	4	1	5
	Baseball	-	-	1	-	-	-	-	-	1	-	1
	Bodybuilding	-	-	3	-	-	-	-	-	3	-	3
	Cycling	4	-	19	-	2	-	-	-	25	2	27
	Fencing	-	-	1	-	-	-	-	-	1	-	1
	Football	-	-	1	-	-	-	-	-	1	1	2
	Football 5-a-Side	-	-	1	-	-	-	-	-	1	-	1
	Karate	-	-	-	1	-	-	-	-	1	-	1
	Kickboxing	-	-	1	-	-	-	-	-	1	-	1
	Muaythai	-	-	2	-	-	-	-	-	2	-	2
	Para-Athletics	-	-	1	-	-	-	-	-	1	-	1
	Rowing	-	-	1	-	-	-	-	-	1	-	1
	Squash	-	-	1	-	-	-	-	-	1	-	1
	Triathlon	-	-	-	1	-	-	-	-	1	-	1
	Weightlifting	-	-	-	1	-	-	-	-	1	-	1
	Wrestling	-	-	1	-	-	-	-	-	1	-	1

* As indicated in the decisions received by WADA.

** Based on each AAF which may not be the same as the number of decisions rendered. A decision may refer to multiple AAFs from the same athlete.

Table 10 - Total ADRVs from Athletes by Nationality* and Sport (continued)

Ranking by Total ADRVs	Athlete Nationality - Sport	Urine				Blood			Total	Total	Total ADRVs
		Out-of-Competition		In-Competition		Out-of-Competition	In-Competition	Analytical	Non-Analytical		
		M	F	M	F	M	F	M	ADRVs**	ADRVs	
32	SUDAN	1	-	-	-	-	-	-	1	1	2
	Athletics	1	-	-	-	-	-	-	1	-	1
	Tennis	-	-	-	-	-	-	-	-	1	1
32	SWEDEN	-	-	2	-	-	-	-	2	-	2
	Bodybuilding	-	-	1	-	-	-	-	1	-	1
	Shooting Para Sport	-	-	1	-	-	-	-	1	-	1
24	SWITZERLAND	1	-	1	-	-	-	-	2	9	11
	Athletics	-	-	-	-	-	-	-	-	1	1
	Boxing	-	-	-	-	-	-	-	-	1	1
	Cycling	-	-	-	-	-	-	-	-	1	1
	Football	-	-	-	-	-	-	-	-	4	4
	Ice Hockey	-	-	-	-	-	-	-	-	1	1
	Ju-Jitsu	1	-	-	-	-	-	-	1	-	1
	Roller Sports	-	-	1	-	-	-	-	1	-	1
	Shooting	-	-	-	-	-	-	-	-	1	1
33	TAJKISTAN	-	-	1	-	-	-	-	1	-	1
	Judo	-	-	1	-	-	-	-	1	-	1
19	THAILAND	3	1	5	7	-	-	-	16	-	16
	Aquatics	-	-	-	1	-	-	-	1	-	1
	Bodybuilding	2	-	4	2	-	-	-	8	-	8
	Boxing	-	-	-	2	-	-	-	2	-	2
	Muaythai	-	-	-	1	-	-	-	1	-	1
	Pencak Silat	1	-	-	-	-	-	-	1	-	1
	Taekwondo	-	-	-	1	-	-	-	1	-	1
	Weightlifting	-	1	1	-	-	-	-	2	-	2
33	TRINIDAD AND TOBAGO	-	-	1	-	-	-	-	1	-	1
	Bodybuilding	-	-	1	-	-	-	-	1	-	1
30	TUNISIA	-	-	3	-	-	-	-	3	1	4
	Bodybuilding	-	-	2	-	-	-	-	2	-	2
	Judo	-	-	-	-	-	-	-	-	1	1
	Taekwondo	-	-	1	-	-	-	-	1	-	1
16	TURKEY	2	-	11	2	-	-	-	34	11	45
	Athletics	-	-	-	-	-	-	-	1	7	8
	Bodybuilding	-	-	7	-	-	-	-	20	2	22
	CISS Football	-	-	-	-	-	-	-	1	-	1
	Cycling	-	-	-	-	-	-	-	1	-	1
	Football	-	-	1	-	-	-	-	1	-	1
	Kickboxing	-	-	1	-	-	-	-	1	-	1
	Powerlifting	-	-	-	-	-	-	-	1	-	1
	Tennis	-	-	-	1	-	-	-	1	-	1
	Weightlifting	1	-	1	-	-	-	-	3	2	5
	Wrestling	1	-	1	1	-	-	-	3	-	3
	Wushu	-	-	-	-	-	-	-	1	-	1
28	TURKMENISTAN	-	-	3	3	-	-	-	6	-	6
	Kickboxing	-	-	1	-	-	-	-	1	-	1
	Wrestling	-	-	2	3	-	-	-	5	-	5

* As indicated in the decisions received by WADA.

** Based on each AAF which may not be the same as the number of decisions rendered. A decision may refer to multiple AAFs from the same athlete.

Table 10 - Total ADRVs from Athletes by Nationality* and Sport (continued)

Ranking by Total ADRVs	Athlete Nationality - Sport	Urine				Blood			Total	Total	Total ADRVs
		Out-of-Competition		In-Competition		Out-of-Competition	In-Competition	Analytical	Non-Analytical		
		M	F	M	F	M	F	M	ADRVs**	ADRVs	
16	UKRAINE	4	1	13	5	-	-	-	23	3	26
	Aquatics	-	-	-	1	-	-	-	1	-	1
	Athletics	1	1	1	-	-	-	-	3	3	6
	Bodybuilding	-	-	3	-	-	-	-	3	-	3
	Canoe/Kayak	-	-	1	-	-	-	-	1	-	1
	Football	1	-	-	-	-	-	-	1	-	1
	Gymnastics	1	-	-	-	-	-	-	1	-	1
	Multifunctional Training	-	-	-	1	-	-	-	1	-	1
	Para-Powerlifting	-	-	1	-	-	-	-	1	-	1
	Powerlifting	1	-	2	-	-	-	-	3	-	3
	Tennis	-	-	1	-	-	-	-	1	-	1
	Triathlon	-	-	1	-	-	-	-	1	-	1
	Weightlifting	-	-	3	3	-	-	-	6	-	6
32	UNITED ARAB EMIRATES	-	-	-	-	-	-	-	-	2	2
	Athletics	-	-	-	-	-	-	-	-	2	2
11	UNITED KINGDOM	7	1	24					32	9	41
	Athletics	1	1	-	-	-	-	-	2	3	5
	Boxing	-	-	2	-	-	-	-	2	1	3
	Cycling	-	-	1	-	-	-	-	1	-	1
	Darts	-	-	2	-	-	-	-	2	-	2
	Football	-	-	4	-	-	-	-	4	-	4
	Mixed Martial Arts	1	-	-	-	-	-	-	1	-	1
	Powerlifting	-	-	2	-	-	-	-	2	-	2
	Rugby League	2	-	3	-	-	-	-	5	1	6
	Rugby Union	2	-	8	-	-	-	-	10	3	13
	Tennis	-	-	1	-	-	-	-	1	-	1
	Weightlifting	1	-	1	-	-	-	-	2	-	2
	Wheelchair Tennis	-	-	-	-	-	-	-	-	1	1
3	UNITED STATES	19	12	30	13	-	-	-	74	29	103
	Aquatics	-	-	2	-	-	-	-	2	-	2
	Archery	1	1	-	-	-	-	-	2	-	2
	Athletics	1	1	2	2	-	-	-	6	13	19
	Baseball	-	-	-	-	-	-	-	-	1	1
	Basketball	-	-	2	2	-	-	-	4	1	5
	Bobsleigh	-	-	5	-	-	-	-	5	-	5
	Boccia	1	-	-	-	-	-	-	1	-	1
	Cycling	2	2	8	-	-	-	-	12	2	14
	Luge	-	-	1	-	-	-	-	1	-	1
	Mixed Martial Arts	7	2	-	1	-	-	-	10	1	11
	Modern Pentathlon	-	-	1	-	-	-	-	1	-	1
	Para-Athletics	-	-	-	-	-	-	-	-	1	1
	Powerlifting	-	-	2	-	-	-	-	2	-	2
	Racquetball	-	1	-	-	-	-	-	1	-	1
	Rugby Union	1	-	-	-	-	-	-	1	-	1
	Skating	-	-	-	1	-	-	-	1	-	1
	Tennis	-	-	1	-	-	-	-	1	-	1
	Triathlon	4	1	1	1	-	-	-	7	1	8
	Ultimate Fighting	-	-	-	-	-	-	-	-	2	2
	Volleyball	-	-	1	-	-	-	-	1	-	1
	Waterskiing	-	-	-	1	-	-	-	1	-	1
	Weightlifting	2	4	3	5	-	-	-	14	5	19
	Wheelchair Basketball	-	-	-	-	-	-	-	-	1	1
	Wrestling	-	-	1	-	-	-	-	1	1	2

* As indicated in the decisions received by WADA.

** Based on each AAF which may not be the same as the number of decisions rendered. A decision may refer to multiple AAFs from the same athlete.

Table 10 - Total ADRVs from Athletes by Nationality* and Sport (continued)

Ranking by Total ADRVs	Athlete Nationality - Sport	Urine				Blood		Total	Total	Total ADRVs	
		Out-of-Competition		In-Competition		Out-of-Competition	In-Competition	Analytical ADRVs**	Non-Analytical ADRVs		
		M	F	M	F	M	F	M			
24	URUGUAY	-	-	10	1	-	-	-	11	-	11
	Aquatics	-	-	-	1	-	-	-	1	-	1
	Cycling	-	-	9	-	-	-	-	9	-	9
	Football	-	-	1	-	-	-	-	1	-	1
31	UZBEKISTAN	1	-	2	-	-	-	-	3	-	3
	Judo	-	-	1	-	-	-	-	1	-	1
	Kurash	-	-	1	-	-	-	-	1	-	1
	Weightlifting	1	-	-	-	-	-	-	1	-	1
31	VENEZUELA	-	1	1	-	-	-	1	3	-	3
	Cycling	-	-	1	-	-	-	1	2	-	2
	Weightlifting	-	1	-	-	-	-	-	1	-	1
33	VIET NAM	-	-	-	1	-	-	-	1	-	1
	Weightlifting	-	-	-	1	-	-	-	1	-	1
32	WALES	-	-	2	-	-	-	-	2	-	2
	Boxing	-	-	1	-	-	-	-	1	-	1
	Mixed Martial Arts	-	-	1	-	-	-	-	1	-	1
30	ZAMBIA	2	-	2	-	-	-	-	4	-	4
	Athletics	2	-	2	-	-	-	-	4	-	4
33	ZANZIBAR	-	-	1	-	-	-	-	1	-	1
	Football	-	-	1	-	-	-	-	1	-	1
33	ZIMBABWE	-	-	-	1	-	-	-	1	-	1
	Bodybuilding	-	-	-	1	-	-	-	1	-	1
Grand Total		210	78	886	237	3	4	17	1,459	317	1,776

* As indicated in the decisions received by WADA.

** Based on each AAF which may not be the same as the number of decisions rendered. A decision may refer to multiple AAFs from the same athlete.